EAE
LIGHTING

INFINO

Linear Trunking System

Infino

Linear Trunking System

FROM RETAIL TO INDUSTRY, COMMON LIGHTING SOLUTION FOR ALL

It combines illumination solutions with 6 different optics options to provide optimum lighting in stores, warehouses and logistics areas, educational institutions, offices and industrial plants.

The EAE INFINO lighting system not only meets the requirements, but also sets innovative standards.

It features a specially developed optical system that combines the best light quality and efficient LED technology with visual comfort. INFINO guarantees a homogeneous luminous colour in different ambient conditions and offers a perfect lighting experience at various installation heights.

INFINO

LINEAR TRUNKING SYSTEM

GENERAL SPECIFICATION

INFINO consists of three phase system and installation-ready blind covers with 5-7-9-11 conductors and interlocking housings that can be mounted without using of tools. If the LED covers have been mounted in a continuous fashion, it can be applied as a linear trunking or can be used for general illumination purposes according to the project values by attaching the blind covers skip-sequentially.

There are multiple suspension sets available for surface and pendant applications which are compatible with all ceiling types. It also meets the general illumination requirements of large areas thanks to the advantage that it does not require any additional installation.

HOUSINGS

Dimensions;
• Housing options are available in one, two and three fixture lengths.
• The maximum line length is 221 m. Continuity is provided via male-female connectors.

TECHNICAL SPECS PROVIDED BY CONDUCTIVE OPTIONS

	Cabling	Three Phase Installation	ACK	DALI	Sensor
3 Conductors	3 conductors cable				
5 Conductors	Flat cable with 5 conductors	✔			
7 Conductors	Flat cable with 7 conductors	✔	✔	Alternative*	
9 Conductors	Flat cable with 7 conductors +2 x 2.5 cable	✔	✔	✔	
11 Conductors	Flat cable with 7 conductors +4 x 2.5 cable	✔	✔	✔	✔

** It is necessary to select ACK or DALI features with 7 conductors-type.*



COVERS

- INFINO MULTILENS one row LED luminaire
- INFINO COVER Blind PC / metal cover options
- INFINO MULTILENS - double row LED luminaire
- INFINO OPAL LED luminaire with opal diffuser
- INFINO RAY Three-phase track cover
- INFINO EXIT Emergency guidance cover
- INFINO SENSOR Sensor cover

APPLICATION AREAS OF INFINO

SYSTEM

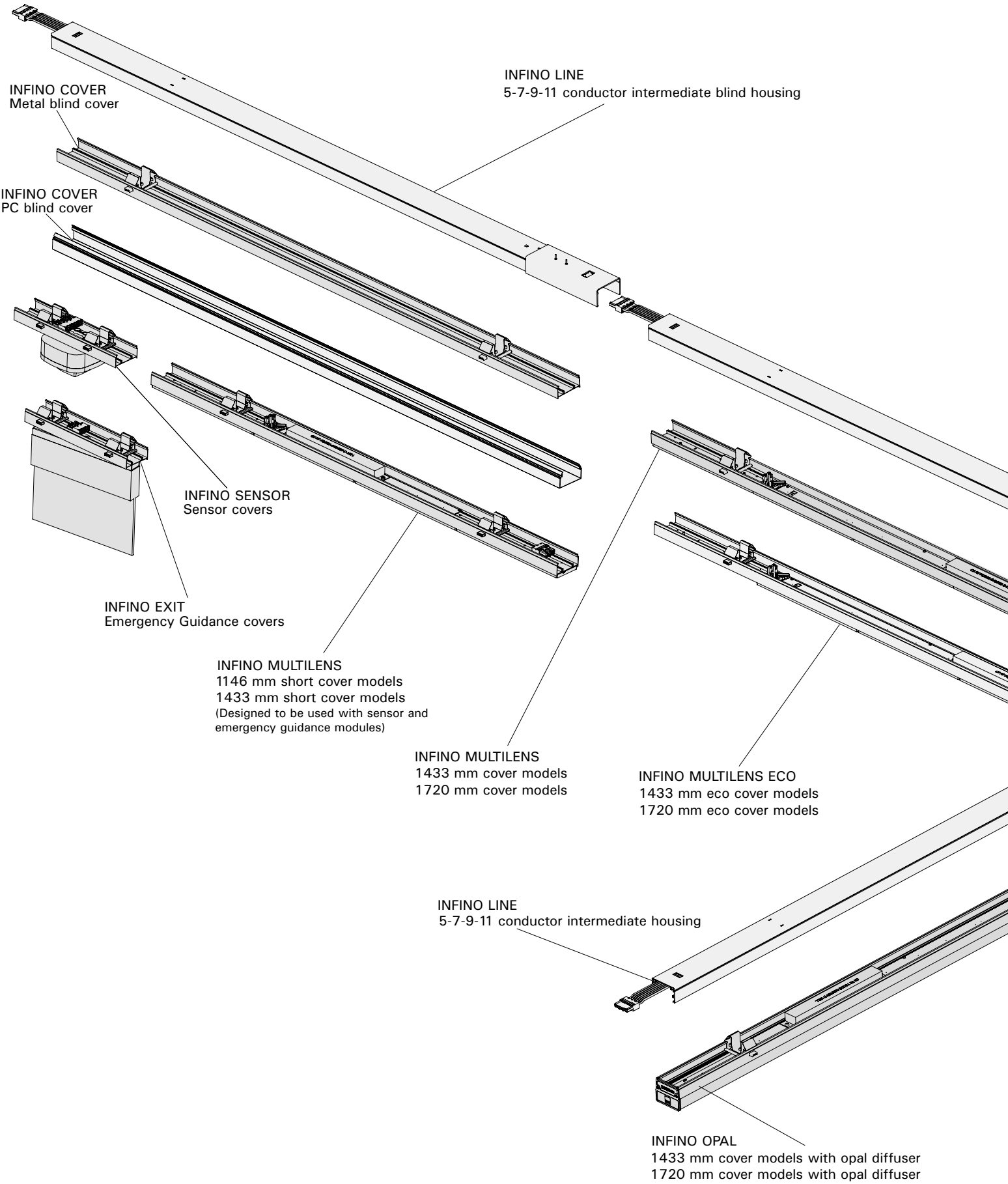
INFINO LINE
5-7-9-11 conductor intermediate blind housing
INFINO COVER
Metal blind cover
INFINO COVER
PC blind cover
INFINO SENSOR
Sensor covers
INFINO EXIT
Emergency Guidance covers
INFINO MULTILENS
1146 mm short cover models
1433 mm short cover models
(Designed to be used with sensor and emergency guidance modules)
INFINO MULTILENS
1433 mm cover models
1720 mm cover models
INFINO MULTILENS ECO
1433 mm eco cover models
1720 mm eco cover models
INFINO LINE
5-7-9-11 conductor intermediate housing
INFINO OPAL
1433 mm cover models with opal diffuser
1720 mm cover models with opal diffuser

OVERVIEW

SUPPORT SETS

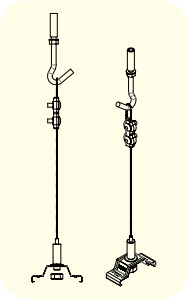

STEEL FIBRE-REIN-FORCED CONCRETE SUSPENSION SET

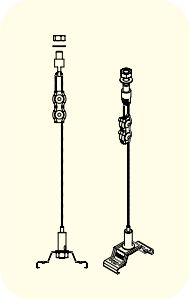

STEEL FIBRE-CABLE TRAY SUSPENSION SET

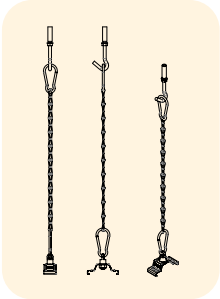

CHAIN CONCRETE SUSPENSION SET

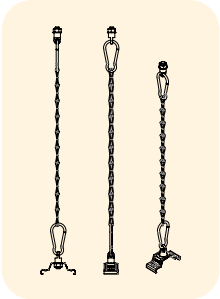

CHAIN CONCRETE CABLE TRAY SUSPENSION SET

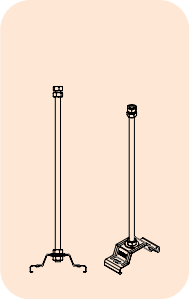

ROD-WIRE CABLE TRAY SUSPENSION SET

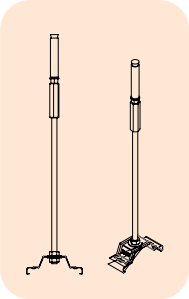

ROD-CONCRETE SUSPENSION SET

SUPPORT SPRING CABLE TRAY INSTALLATION TOOL

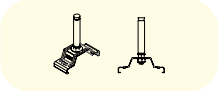

SUPPORT SPRING CONCRETE INSTALLATION TOOL

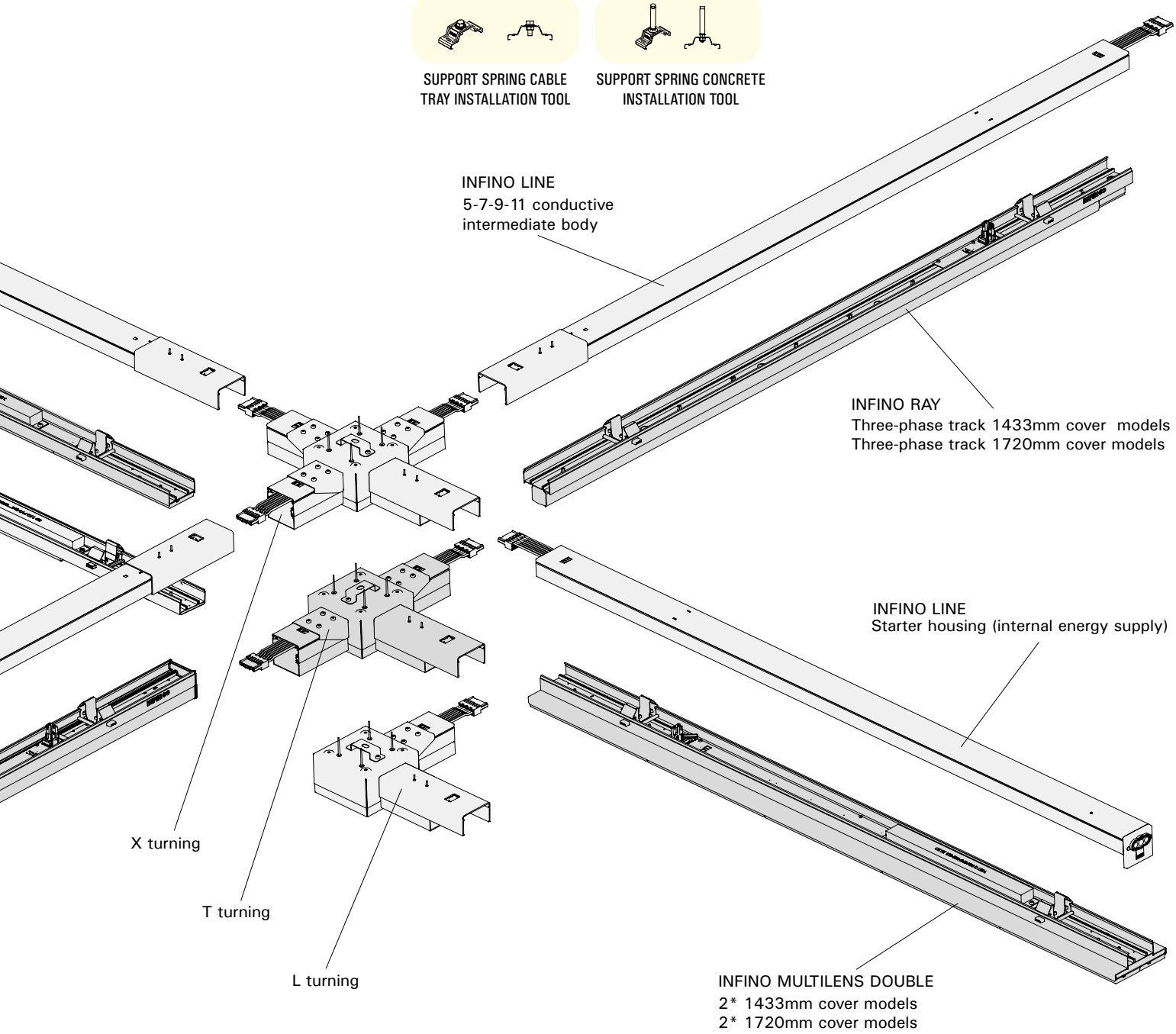

INFINO LINE
HOUSINGS



x3 4298 mm
x3 5152 mm

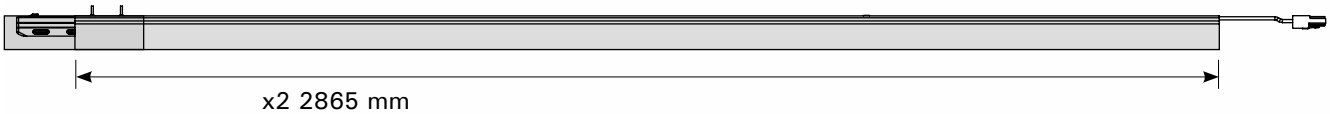

x2 2865 mm
x2 3438 mm

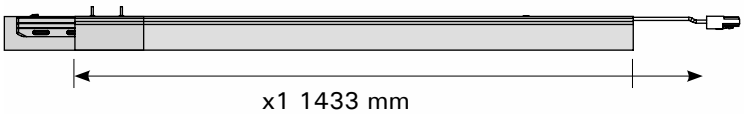

x1 1433 mm
x1 1720 mm

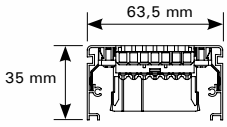

w/o LED Module

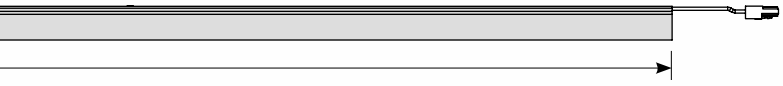

W LED Module



FLAT CABLE OPTIONS
Energy distribution according to project requirements via cable design with 5-7-9-11 conductors

1	N	Neutral
2	T	Earth
3	L1	Phase 1
4	L2	Phase 2
5	L3	Phase 3
6	+	DALI +
7	-	DALI -
8	A	Non-switched Phase
9	B	Non-switched Neutral
10	C	Sensor +
11	D	Sensor -

LOGIC OF CONTINUOUS ENERGY DISTRIBUTION



Initial Housing

Internal feeding unit
BS is located as standard within the housing.

Tap-off units
Tap-off unit is fixed and integrated to the profile.

Male-female connector design Male-female connector design enables fast connection.

INFINO has a housing profile of varying sizes. The line supply group BS is located internally within the housing profile. With this feature, the use of cover in line feeding is removed. Thus, LED cover can be installed directly without creating any dark dots.
The location of the structure within housing profiles with tap-off units is fixed and with the profile as standard.

Equipped with 5-7-9-11 conductor energy distribution option, INFINO allows the user to easily integrate components such as mains supply, DALI, sensor, emergency kit and emergency routing with its multi-cable option to the system.



Intermediate Housing

Final Housing

INFINO LINE Housings (w. Tap-off units)	Length
	1433 mm
	1720 mm
	2865 mm
	3438 mm
	4298 mm
	5152 mm

INFINO LINE BLIND INTERMEDIATE HOUSINGS (w/o Tap-off units)	Length
	1000 mm
	1433 mm
	1500 mm
	1720 mm
	2000 mm
	2500 mm
	2865 mm
	3000 mm
	3438 mm
	4298 mm
	5152 mm



L
return

T
return

X
return

The L, T and X return modules are designed to provide energy input from one branch and energy output from the other branch or branches and are additionally coded according to the energy input-output directions. Standard intermediate housing is used before and after return.

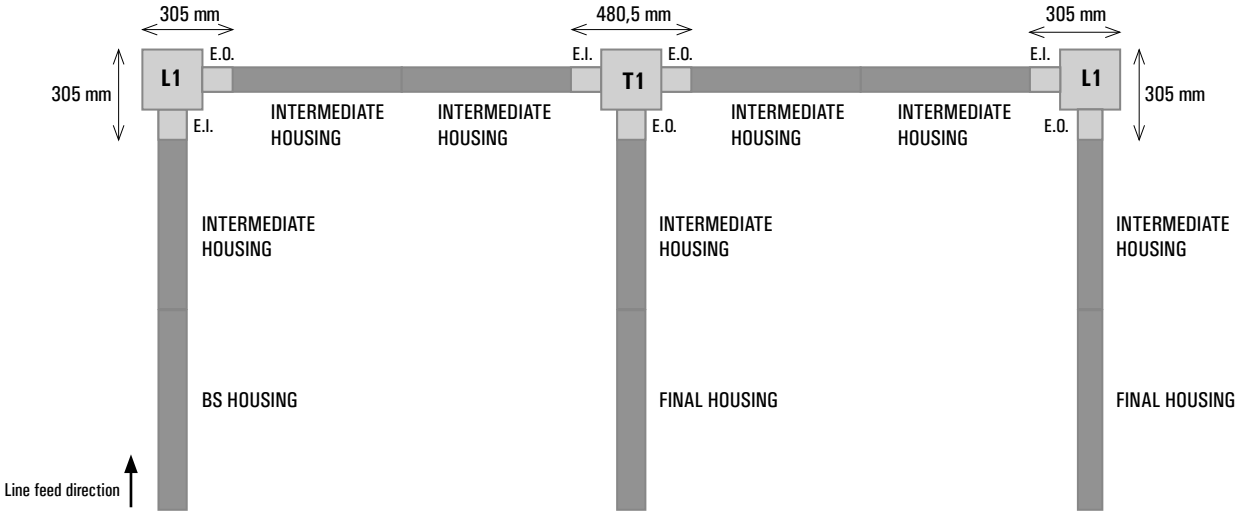

Return module

Intermediate Housing

E.I. (Energy Input)
E.O. (Energy Output)

INFINO provides planning flexibility for projects with linear or grid layouts via turning module options consisting of L-T and X modules. Energy can be provided to the desired direction according to the general layout without the need of feeding. Hanging and surface mounting options and energy distribution options for 5-7-9-11 conductors are available.

L return

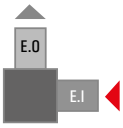

L1

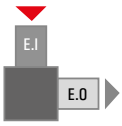

L2

T return

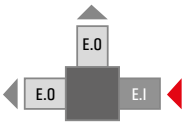

T1

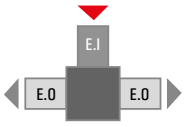

T2

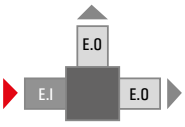

T3

X return

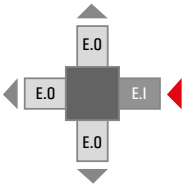

X1

E.I (AC Energy Input Direction)
E.O (AC Energy Output Direction)

All turnings are available in 5-7-9-11 conductor types.

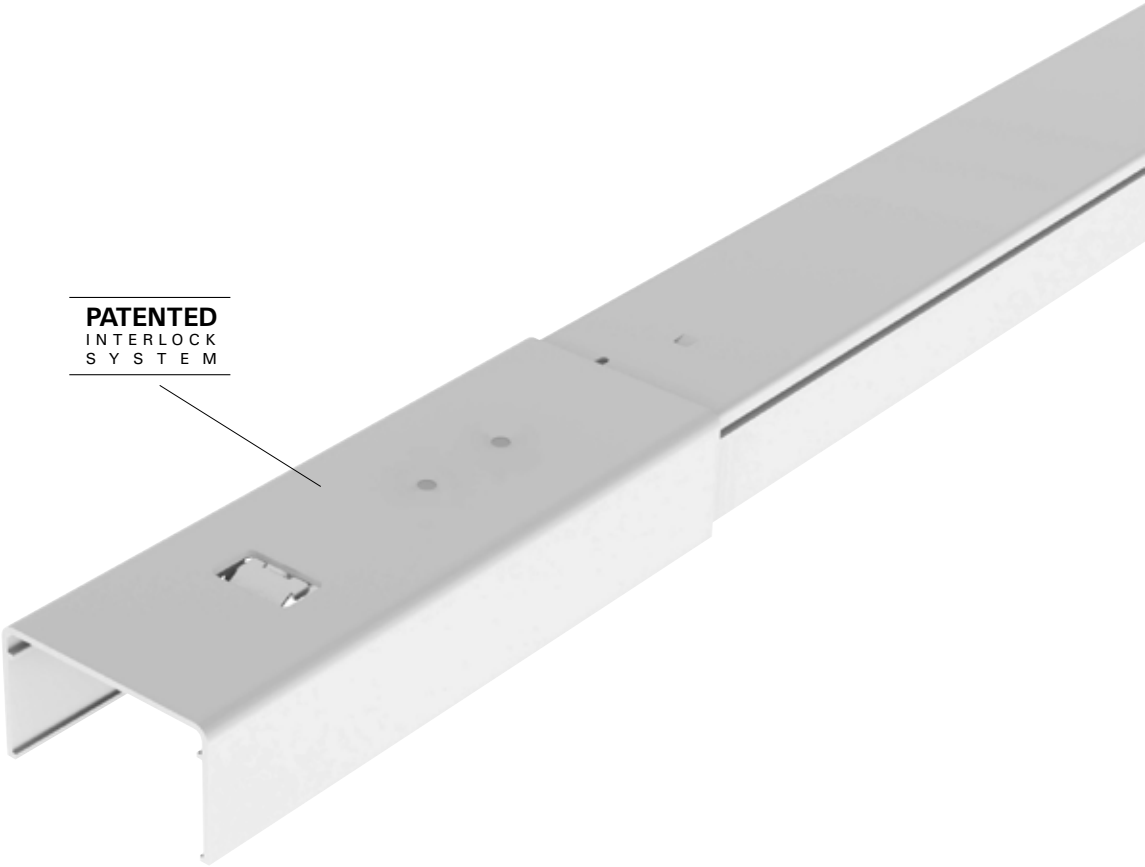

PATENTED INTERLOCKING SYSTEM

Specially developed by EAE Engineers, the rail locking system eliminates the flexions that may occur at the housing joints. As it is fixed to the housing, it saves time without the need for additional installation work.

Push
Push

ADVANTAGES OF THE SYSTEM

- Easy, fast and tool-free installation
- Long service life at high temperatures
- Optical diversity specific to the area of application,
- Functional design that provides continious energy distribution, light, sensor integrated control and emergency guidance
- Flexible product replacement specifically according to the project requirements
- Functional system design capable of module insertion-removal-change

There is a metal cover that can be pushed in to the mounting profile and polycarbonate cover alternatives that can be clamped to the profile.

OPTICAL OPTIONS

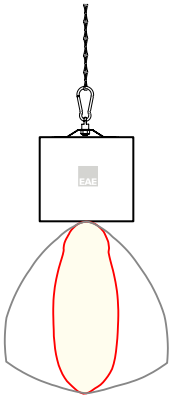

30°

It is a specially designed lighting fixture to provide efficient illumination for vertical facades of racks in areas such as warehouse areas. and logistics facilities with a ceiling height of 8-12 m.

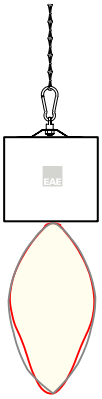

60°

In addition to warehouse and production areas with a maximum ceiling height of 8 m; it also offers an optimum solution for decorative areas. It provides advantages in lighting of environments such as shelf surfaces and aisle areas.

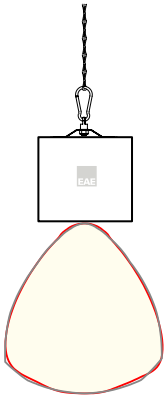

90°

It successfully meets commercially important lighting requirements in areas such as shops and general stores with a ceiling height of 5m. It provides optimal illumination without creating discomfortable shadows throughout the entire length of the retail space.

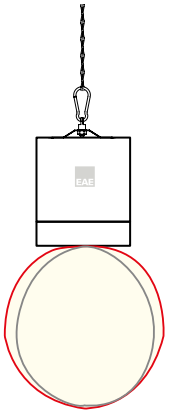

Opal

With its homogeneous lighting distribution perfectly meets general lighting requirements of markets, offices and classrooms etc

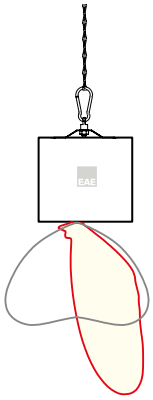

Asymmetric angle

In retail areas with a ceiling height of up to 5 m, it provides optimum performance in illumination of single-sided shelves and vertical surfaces where illumination is of high importance.

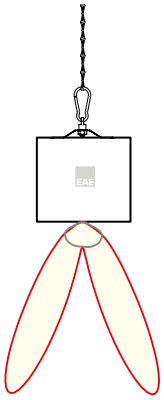

Double-asymmetric angle

It meets the commercial lighting requirements needed in the retail areas such as shops and general stores with a ceiling height of up to 5 m by providing optimum illumination for double-sided shelves and vertical surfaces.

INFINO MULTILENS
ONE-ROW LED LUMINAIRE WITH MULTILENS OPTIC

Infino has 2 different lenght (1433mm ve 1720mm) and 5 different optic choices (30°-60°- 90°-assymetric-double assymetric)

- One-row LED luminaire with multilens optic comply with INFINO LINE housing
- 1433 mm / 1720 mm lenght options
- 5000 lm-12000 lm wide range of optic choices
- 30° / 60° / 90° / Assymetric / Double Assymetric optic choices
- Product efficiency up to 155lm/W
- 1433 mm / 1720 mm length options
- Ra>80 colour rendering index (Ra>90 optional)
- LED service life >72000h (L70)
- 3000K / 4000K / 5700K / 6500K colour temperature options
- ON-OFF / DALİ / ACK / DALİ+DALİ ACK control options

LUMEN OPTIONS

1433 mm

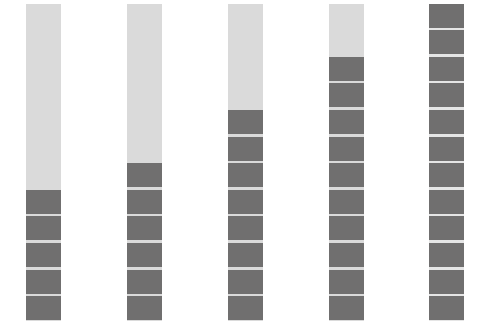

1720 mm

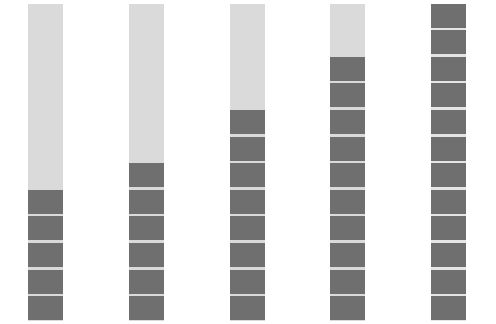

INFINO COVER
METAL / PC BLIND COVER

Infiinoo linear trunking system can be applied skip-sequentally with the help of blind covers. In addition to metal cover which could be installed via push-button, there is also PC blind cover option with spring mechanism. Infino has wide range of lenght options for metal cover, (1000mm-2000mm) and PC cover (1000mm-5152mm)

Aluminium blind cover

Polycarbonate blind cover

DIMENSIONS (mm)

Aluminium blind cover

- 1000 mm
- 1433 mm
- 1500 mm
- 1720 mm
- 2000 mm

Polycarbonate blind cover

- 1000 mm
- 1433 mm
- 1500 mm
- 1720 mm
- 2000 mm
- 2500 mm
- 2865 mm
- 3000 mm
- 3438 mm
- 4298 mm
- 5152 mm

INFINO MULTILENS DOUBLE
DOUBLE-ROW LED LUMINAIRE WITH MULTILENS OPTIC

Infino has 2 different lenght (1433mm ve 1720mm), 5 different optic (30°-60°-90°-assymetric-double assymetric) and 3 different lumen package (16000 / 20000 / 27500 lm) options.

- Double-row LED luminaire with multilens optic comply with INFINO LINE housing
- 1433 mm / 1720 mm lenght options
- 16000 lm - 27500 lm wide range of optic choices
- 30° / 60° / 90° / Assymetric / Double Assymetric optic choices

LUMEN OPTIONS

1433 mm

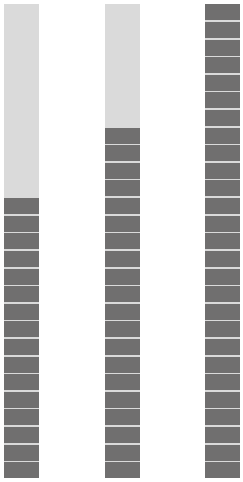

16000 lm 20000 lm 27500 lm

1720 mm

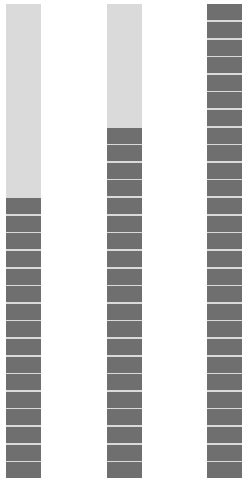

16000 lm 20000 lm 27000 lm

INFINO
LED LUMINAIRE WITH OPAL DIFFUSER

Infino Opal has 2 different lenght (1433mm ve 1720mm) which have homogeneous light distribution and 4 different lumen package (5000 / 6000 / 7800 / 12000 lm) options.

LED luminaire with opal diffuser comply with INFINO LINE housing
- 1433 mm / 1720 mm lenght options
- 5000 lm - 12000 lm wide range of optic choices
- Homogeneous light distribution

LUMEN OPTIONS



1433 mm

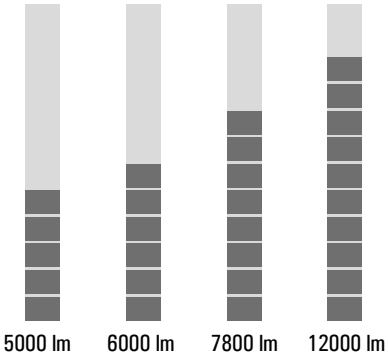

1720 mm

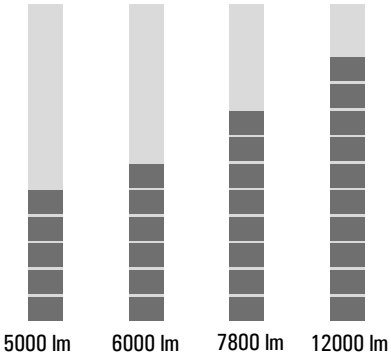

INFINO EXIT
EMERGENCY GUIDANCE MODULE

EAE Emergency guidance module could be adapted to INFINO Trunking system. Exıt module provides functional use thanks to its joint which has the ability of 360 degree rotation.Exit module is designed to comply with LED cover options which receive current to the EXIT module.

INFINO SENSOR
INFINO SENSOR MODULE

Sensor module could be adapted to INFINO Trunking system. Sensor type should be selected according to the project requirements.

INFINO RAY
INFINO THREE-PHASE TRACK MODULE

Spotlights are out of scope.

INFINO Track module has 2 different lenght options -1433 mm and 1720 mm- and 20 kg bearing capacity.

EASY INSTALLATION IN 3 STEPS

Continuous sequential system reaching a length of 221 m

Time: 33

Interlocking time of two modules in seconds

The simple installation logic based on the INFINO plug-and-burn principle and the patented cover lock design make linear line assembly possible without using any additional tools.

Thanks to the outstanding modularity provided by its components, external components such as sensors and emergency kits can be easily integrated into the system.

In addition to fast installation and easy mounting options, INFINO perfectly meets the contemporary requirements of lighting due to its varying optical angle options at many locations, from industrial areas to shops.

- Suspension set with different options according to the ceiling and application,
- Housing profile where energy distribution is provided,
- Cover profile with components such as LED, lens, power supply, sensor and emergency kit,

INFINO, which consists of these above mentioned 3 main parts, enables the installation of the system in 3 simple steps thanks to its modular structure.

FUNCTIONAL SUSPENSION SET THAT SAVES ASSEMBLY TIME

The suspension system can be easily attached by applying a light pressure, and can be easily fixed to the housing without using any additional tools and offers optional height. The spacing of the support set should not exceed 2.5 m.



The distance from the support set to the starting point of the profile shall be minimum 20 cm.

INFINO HOUSING PROFILE GROUP WITH CURRENT RECEIVING GROUP



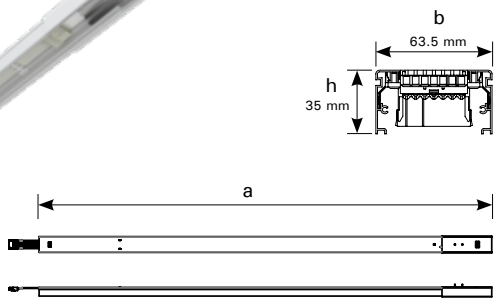

- Electrostatic powder coated aluminum body profile
- 5 / 7 / 9 / 11 conductor options
- Internal feeding group in BS body
- BS-ARA-SN options with pickup group

BS : Starter body
ARA : Intermediate body
SN : Termination body

Dimensions (mm)

BS HOUSING

	ORDER NO	DESCRIPTION	a	b	h
	3141585	INF BAS GVD I5 1440 TK	1440	63.5	35
5	3159860	INF BAS GVD I5 2873TK	2873	63.5	35
	3159868	INF BAS GVD I5 4306 TK	4306	63.5	35
	3141586	INF BAS GVD I7 1440 TK	1440	63.5	35
7	3159861	INF BAS GVD I7 2873 TK	2873	63.5	35
	3159869	INF BAS GVD I7 4306 TK	4306	63.5	35
	3141587	INF BAS GVD I9 1440 TK	1440	63.5	35
9	3159862	INF BAS GVD I9 2873 TK	2873	63.5	35
	3159870	INF BAS GVD I9 4306 TK	4306	63.5	35
	3141588	INF BAS GVD I11 1440 TK	1440	63.5	35
11	3159863	INF BAS GVD I11 2873 TK	2873	63.5	35
	3159871	INF BAS GVD I11 4306 TK	4306	63.5	35

Dimensions (mm)

BS HOUSING

	ORDER NO	DESCRIPTION	a	b	h
	3141589	INF BAS GVD I5 1727 TK	1727	63.5	35
5	3159864	INF BAS GVD I5 3446 TK	3446	63.5	35
	3159872	INF BAS GVD I5 5166 TK	5166	63.5	35
	3141590	INF BAS GVD I7 1727 TK	1727	63.5	35
7	3159865	INF BAS GVD I7 3446 TK	3446	63.5	35
	3159873	INF BAS GVD I7 5166 TK	5166	63.5	35
	3141591	INF BAS GVD I9 1727 TK	1727	63.5	35
9	3159866	INF BAS GVD I9 3446 TK	3446	63.5	35
	3159874	INF BAS GVD I9 5166 TK	5166	63.5	35
	3141592	INF BAS GVD I11 1727 TK	1727	63.5	35
11	3159867	INF BAS GVD I11 3446 TK	3446	63.5	35
	3159875	INF BAS GVD I11 5166 TK	5166	63.5	35

INTERMEDIATE HOUSING

	ORDER NO	DESCRIPTION	a	b	h
	3141561	INF ARA GVD I5 1433 TK	1433	63.5	35
5	3159842	INF ARA GVD I5 2866 TK	2866	63.5	35
	3159852	INF ARA GVD I5 4300 TK	4300	63.5	35
	3141562	INF ARA GVD I7 1433 TK	1433	63.5	35
7	3159843	INF ARA GVD I7 2866 TK	2866	63.5	35
	3159853	INF ARA GVD I7 4300 TK	4300	63.5	35
	3141563	INF ARA GVD I9 1433 TK	1433	63.5	35
9	3159844	INF ARA GVD I9 2866 TK	2866	63.5	35
	3159854	INF ARA GVD I9 4300 TK	4300	63.5	35
	3141564	INF ARA GVD I11 1433 TK	1433	63.5	35
11	3159845	INF ARA GVD I11 2866 TK	2866	63.5	35
	3159855	INF ARA GVD I11 4300 TK	4300	63.5	35

INTERMEDIATE HOUSING

	ORDER NO	DESCRIPTION	a	b	h
	3141569	INF ARA GVD I5 1720 TK	1720	63.5	35
5	3159846	INF ARA GVD I5 3440 TK	3440	63.5	35
	3159856	INF ARA GVD I5 5160 TK	5160	63.5	35
	3141570	INF ARA GVD I7 1720 TK	1720	63.5	35
7	3159847	INF ARA GVD I7 3440 TK	3440	63.5	35
	3159857	INF ARA GVD I7 5160 TK	5160	63.5	35
	3141571	INF ARA GVD I9 1720 TK	1720	63.5	35
9	3159848	INF ARA GVD I9 3440 TK	3440	63.5	35
	3159858	INF ARA GVD I9 5160 TK	5160	63.5	35
	3141572	INF ARA GVD I11 1720 TK	1720	63.5	35
11	3159849	INF ARA GVD I11 3440 TK	3440	63.5	35
	3159859	INF ARA GVD I11 5160 TK	5160	63.5	35

FINAL HOUSING

	ORDER NO	DESCRIPTION	a	b	h
	3141593	INF SON GVD I5 1440 TK	1440	63.5	35
5	3159876	INF SON GVD I5 2873 TK	2873	63.5	35
	3159884	INF SON GVD I5 4306 TK	4306	63.5	35
	3141594	INF SON GVD I7 1440 TK	1440	63.5	35
7	3159877	INF SON GVD I7 2873 TK	2873	63.5	35
	3159877	INF SON GVD I7 4306 TK	4306	63.5	35
	3141595	INF SON GVD I9 1440 TK	1440	63.5	35
9	3159878	INF SON GVD I9 2873 TK	2873	63.5	35
	3159886	INF SON GVD I9 4306 TK	4306	63.5	35
	3141596	INF SON GVD I11 1440 TK	1440	63.5	35
11	3159879	INF SON GVD I11 2873 TK	2873	63.5	35
	3159887	INF SON GVD I11 4306 TK	4306	63.5	35

FINAL HOUSING

	ORDER NO	DESCRIPTION	a	b	h
	3141597	INF SON GVD I5 1727 TK	1727	63.5	35
5	3159880	INF SON GVD I5 3446 TK	3446	63.5	35
	3159888	INF SON GVD I5 5166 TK	5166	63.5	35
	3141598	INF SON GVD I7 1727 TK	1727	63.5	35
7	3159881	INF SON GVD I7 3446 TK	3446	63.5	35
	3159889	INF SON GVD I7 5166 TK	5166	63.5	35
	3141599	INF SON GVD I9 1727 TK	1727	63.5	35
9	3159882	INF SON GVD I9 3446 TK	3446	63.5	35
	3159890	INF SON GVD I9 5166 TK	5166	63.5	35
	3141600	INF SON GVD I11 1727 TK	1727	63.5	35
11	3159883	INF SON GVD I11 3446 TK	3446	63.5	35
	3159891	INF SON GVD I11 5166 TK	5166	63.5	35

BLIND INTERMEDIATE HOUSING WITH NON-RECEIVING GROUP

- Electrostatic powder coated aluminum body profile
- 5 / 7 / 9 / 11 conductor options
- Intermediate module without current receiving group that provides only energy transmission.

ARA: Intermediate Module



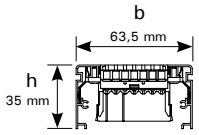

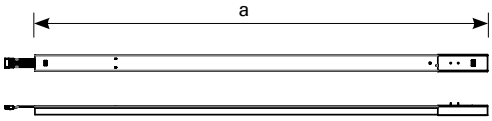

Dimensions (mm)

	ORDER NO	DESCRIPTION	a	b	h
5	3141557	INF BOS ARA GVD I5 1000 TK	1000	63.5	35
	3163907	INF BOS ARA GVD I5 1433 TK	1433	63.5	35
	3141565	INF BOS ARA GVD I5 1500 TK	1500	63.5	35
	3163911	INF BOS ARA GVD I5 1720 TK	1720	63.5	35
	3141573	INF BOS ARA GVD I5 2000 TK	2000	63.5	35
	3141577	INF BOS ARA GVD I5 2500 TK	2500	63.5	35
	3141581	INF BOS ARA GVD I5 3000 TK	3000	63.5	35
7	3141558	INF BOS ARA GVD I7 1000 TK	1000	63.5	35
	3163908	INF BOS ARA GVD I7 1433 TK	1433	63.5	35
	3141566	INF BOS ARA GVD I7 1500 TK	1500	63.5	35
	3163912	INF BOS ARA GVD I7 1720 TK	1720	63.5	35
	3141574	INF BOS ARA GVD I7 2000 TK	2000	63.5	35
	3141578	INF BOS ARA GVD I7 2500 TK	2500	63.5	35
	3141582	INF BOS ARA GVD I7 3000 TK	3000	63.5	35
9	3141559	INF BOS ARA GVD I9 1000 TK	1000	63.5	35
	3163909	INF BOS ARA GVD I9 1433 TK	1433	63.5	35
	3141567	INF BOS ARA GVD I9 1500 TK	1500	63.5	35
	3163913	INF BOS ARA GVD I9 1720 TK	1720	63.5	35
	3141575	INF BOS ARA GVD I9 2000 TK	2000	63.5	35
	3141579	INF BOS ARA GVD I9 2500 TK	2500	63.5	35
	3141583	INF BOS ARA GVD I9 3000 TK	3000	63.5	35
11	3141560	INF BOS ARA GVD I11 1000 TK	1000	63.5	35
	3163910	INF BOS ARA GVD I11 1433 TK	1433	63.5	35
	3141568	INF BOS ARA GVD I11 1500 TK	1500	63.5	35
	3163914	INF BOS ARA GVD I11 1720 TK	1720	63.5	35
	3141576	INF BOS ARA GVD I11 2000 TK	2000	63.5	35
	3141580	INF BOS ARA GVD I11 2500 TK	2500	63.5	35
	3141584	INF BOS ARA GVD I11 3000 TK	3000	63.5	35

INFINO LINE
HOUSING RETURN MODULE

- Electrostatic powdered painted galvanized steel
- L-T-X turning module types
- 5-7-9-11 conductor option,
- Surface - Hanging mounting option
- Suspension mounting

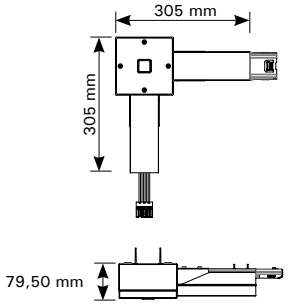

Dimensions (mm)

L1 TURNING

ORDER NO	DESCRIPTION	DIMENSIONS (LxWxH)
3160262	INF L1 DONUS I5 SARKIT TK	305 X 305 X 92
3160274	INF L1 DONUS I7 SARKIT TK	305 X 305 X 92
3160286	INF L1 DONUS I9 SARKIT TK	305 X 305 X 92
3142405	INF L1 DONUS I11 SARKIT TK	305 X 305 X 92
3160268	INF L1 DONUS I5 SIVAUSTU TK	305 X 305 X 79,5
3160280	INF L1 DONUS I7 SIVAUSTU TK	305 X 305 X 79,5
3160292	INF L1 DONUS I9 SIVAUSTU TK	305 X 305 X 79,5
3142417	INF L1 DONUS I11 SIVAUSTU TK	305 X 305 X 79,5



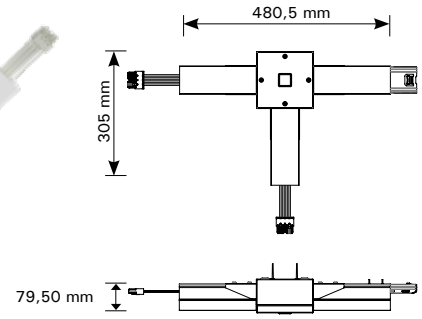

T1 TURNING

ORDER NO	DESCRIPTION	DIMENSIONS (LxWxH)
3160270	INF T1 DONUS I5 SARKIT TK	480,5 X 305 X 92
3160276	INF T1 DONUS I7 SARKIT TK	480,5 X 305 X 92
3160288	INF T1 DONUS I9 SARKIT TK	480,5 X 305 X 92
3142409	INF T1 DONUS I11 SARKIT TK	480,5 X 305 X 92
3160264	INF T1 DONUS I5 SIVAUSTU TK	480,5 X 305 X 79,5
3160282	INF T1 DONUS I7 SIVAUSTU TK	480,5 X 305 X 79,5
3160294	INF T1 DONUS I9 SIVAUSTU TK	480,5 X 305 X 79,5
3142421	INF T1 DONUS I11 SIVAUSTU TK	480,5 X 305 X 79,5



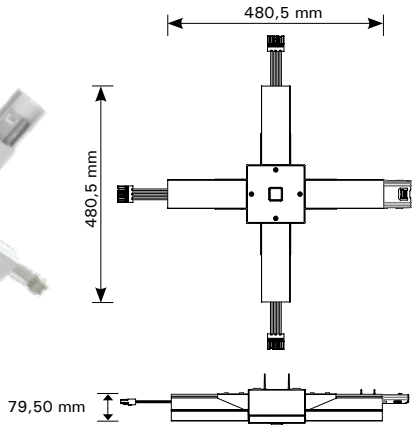

X1 TURNING

ORDER NO	DESCRIPTION	DIMENSIONS (LxWxH)
3160267	INF X1 DONUS I5 SARKIT TK	480,5 X 480,5 X 92
3160279	INF X1 DONUS I7 SARKIT TK	480,5 X 480,5 X 92
3160291	INF X1 DONUS I9 SARKIT TK	480,5 X 480,5 X 92
3142413	INF X1 DONUS I11 SARKIT TK	480,5 X 480,5 X 92
3160273	INF X1 DONUS I5 SIVAUSTU TK	480,5 X 480,5 X 79,5
3160285	INF X1 DONUS I7 SIVAUSTU TK	480,5 X 480,5 X 79,5
3160297	INF X1 DONUS I9 SIVAUSTU TK	480,5 X 480,5 X 79,5
3142425	INF X1 DONUS I11 SIVAUSTU TK	480,5 X 480,5 X 79,5

Only L1, T1 and X1 product codes have been provided. Please visit our website for other options.

INFINO MULTILENS
ONE-ROW LED LUMINAIRE WITH MULTILENS OPTIC

- Electrostatic powder-coated aluminium profile
- Multilens optic
- 1433mm / 1720 mm length options
- 5000 lm / 6000lm / 8000lm / 10000lm / 12000lm lumen package options for both sizes.
- Ra > 80 colour rendering index (Ra > 90 optional)
- LED service life > 72000h @45°C
- -20°C ~ +45°C ambient operation temperature
- 3000K / 4000K / 5700K / 6500K colour temperature options
- ON-OFF / DALI / Emergency kit / DALI + DALI Emergency kit control options
- 30° / 60° / 90° / Asymmetrical / Double Asymmetrical lens options

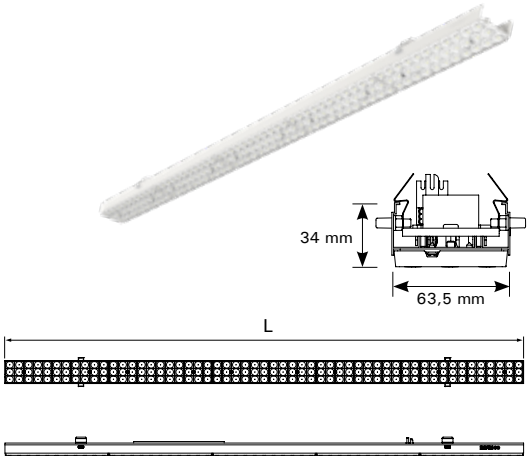

Dimensions (mm)

1433 MM MODUL

ORDER NO	DESCRIPTION	DIMENSIONS (LxWxH)
3157260	INF 036U 40LN00 5K00 30 143 20	1433 X 63,5 X 34
3141489	INF 036U 40LN00 5K00 60 143 20	1433 X 63,5 X 34
3157020	INF 036U 40LN00 5K00 90 143 20	1433 X 63,5 X 34
3157140	INF 036U 40LN00 5K12 AS 143 20	1433 X 63,5 X 34
3164465	INF 036U 40LN00 5K13 DA 143 20	1433 X 63,5 X 34
3156918	INF 065U 40LN00 9K43 30 143 20	1433 X 63,5 X 34
3141507	INF 065U 40LN00 9K50 60 143 20	1433 X 63,5 X 34
3157038	INF 065U 40LN00 9K29 90 143 20	1433 X 63,5 X 34
3157158	INF 065U 40LN00 9K53 AS 143 20	1433 X 63,5 X 34
3157278	INF 065U 40LN00 9K64 DA 143 20	1433 X 63,5 X 34

1720 MM MODUL

ORDER NO	DESCRIPTION	DIMENSIONS (LxWxH)
3156930	INF 036U 40LN00 5K16 30 172 20	1720 X 63,5 X 34
3141519	INF 036U 40LN00 5K19 60 172 20	1720 X 63,5 X 34
3157050	INF 036U 40LN00 5K00 90 172 20	1720 X 63,5 X 34
3157170	INF 036U 40LN00 5K22 AS 172 20	1720 X 63,5 X 34
3157290	INF 036U 40LN00 5K24 DA 172 20	1720 X 63,5 X 34
3156948	INF 065U 40LN00 9K85 30 172 20	1720 X 63,5 X 34
3141537	INF 065U 40LN00 9K92 60 172 20	1720 X 63,5 X 34
3157068	INF 065U 40LN00 9K70 90 172 20	1720 X 63,5 X 34
3157188	INF 065U 40LN00 9K90 AS 172 20	1720 X 63,5 X 34
3157308	INF 065U 40LN00 10K0 DA 172 20	1720 X 63,5 X 34

Only 5000lm and 10000lm product codes have been provided.
Please visit our website for other options.

INFINO MULTILENS DOUBLE
DOUBLE-ROW LED LUMINAIRE WITH MULTILENS OPTIC

- Electrostatic powder-coated aluminium profile
- Multi-lens optic
- 1433mm / 1720 mm length options
- 15000 lm / 20000lm / 27000lm lumen package options for both sizes.
- Ra>80 colour rendering index (Ra>90 optional)
- LED service life >72,000 h (L70)
- -20°C ~ +45°C ambient operation temperature
- 3000K / 4000K / 5700K / 6500K colour temperature options
- ON-OFF / DALI / Emergency kit / DALI+DALI Emergency kit control options
- 30° / 60° / 90° / Asymmetric / Double Asymmetric lens options

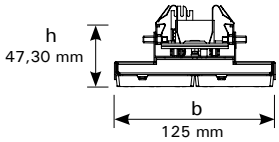

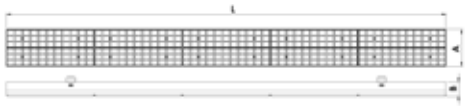

Dimensions (mm)

1720 MM MODULE

ORDER NO	DESCRIPTION	DIMENSIONS (LxWxH)
3163877	INF 101U 40LN00 15K7 60 143 20	1433 X 125 X 47.3
3163879	INF 137U 40LN00 20K5 60 143 20	1433 X 125 X 47.3
3163881	INF 190U 40LN00 27K1 60 143 20	1433 X 125 X 47.3

1720 MM MODULE

ORDER NO	DESCRIPTION	DIMENSIONS (LxWxH)
3163883	INF 105U 40LN00 16K4 60 172 20	1720 X 125 X 47.3
3163885	INF 131U 40LN00 20K0 60 172 20	1720 X 125 X 47.3
3176655	INF 199U 40LN05 27K6 60 172 20	1720 X 125 X 47.3

INFINO OPAL
LED LUMINAIRE WITH OPAL DIFFUSER

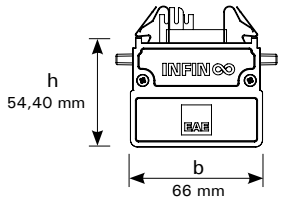

- Electrostatic powder-coated aluminium profile
- Opal diffuser
- 1433mm / 1720 mm length options
- 4500 lm / 5500lm / 8000lm/9000lm/10000lm package options for both sizes.
- Ra > 80 colour rendering index (Ra > 90 optional)
- LED service life > 72,000 h (L70)
- -20°C ~ +45°C ambient operation temperature
- 3000K / 4000K / 5700K / 6500K colour temperature options
- ON-OFF / DALI / Emergency kit / DALI + DALI Emergency kit /1-10V control options

Dimensions (mm)

1433 MM MODULE

ORDER NO	DESCRIPTION	DIMENSIONS (LxWxH)
3163606	INF 033U 40OD00 5K00 143 20	1433 X 66 X 54
33163612	INF 042U 40OD00 6K00 143 20	1433 X 66 X 54
3163618	INF 050U 40OD00 7K87 143 20	1433 X 66 X 54
3163624	INF 060U 40OD00 10K0 143 20	1433 X 66 X 54
3163630	INF 084U 40OD00 12K0 143 20	1433 X 66 X 54

1720 MM MODULE

ORDER NO	DESCRIPTION	DIMENSIONS (LxWxH)
163636	INF 033U 40OD00 5K00 172 20	1720 X 66 X 54
3163642	INF 041U 40OD00 6K10 172 20	1720 X 66 X 54
3163648	INF 055U 40OD00 7K88 172 20	1720 X 66 X 54
3163654	INF 065U 40OD00 10K1 172 20	1720 X 66 X 54
3163660	INF 082U 40OD00 12K2 172 20	1720 X 66 X 54

INFINO EXIT
EXIT GUIDANCE MODULE

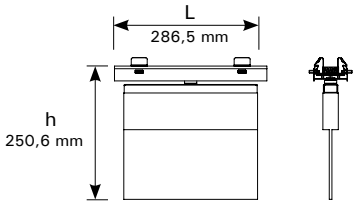

Dimensions (mm)

EMERGENCY GUIDANCE MODULE

ORDER NO	DESCRIPTION	DIMENSIONS (LxWxh)
3164768	INF ACIL DURUM YONLENDIRME MODUL TK	286,5 X 250,6

INFINO SENSOR
SENSOR MODULE

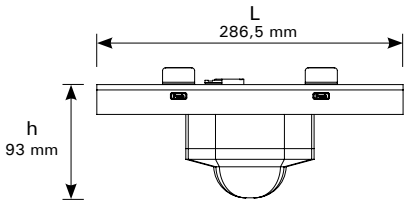

Dimensions (mm)

SENSOR MODULE

ORDER NO	DESCRIPTION	DIMENSIONS (LxWxh)
3159899	INF CPE EBDHS DALI SENSOR KAPAK TK	Ø88xØ88143
3159900	INF CPE EBDHS SENSOR KAPAK TK	Ø88xØ88143
3159901	INF STNL 345MX SENSOR KAPAK TK	286,5 X 57,4
3159897	INF STNL IRQRD DALI SENSOR KAPAK TK	120x120x106
3159898	INF STNL IRQRD SENSOR KAPAK TK	120x120x106
3159902	INF STNL IS 345MX DALI SENSOR KAPAK TK	95x95x93
3159903	INF STNL IS345MX DALI HB SENSOR KAPAK TK	95x95x93
3159904	INF STNL IS345MX SENSOR KAPAK TK	95x95x93

Only STNL 345MX SENSOR KAPAK TK technical drawing has been provided.

INFINO TRACK
THREE-PHASE TRACK MODULE

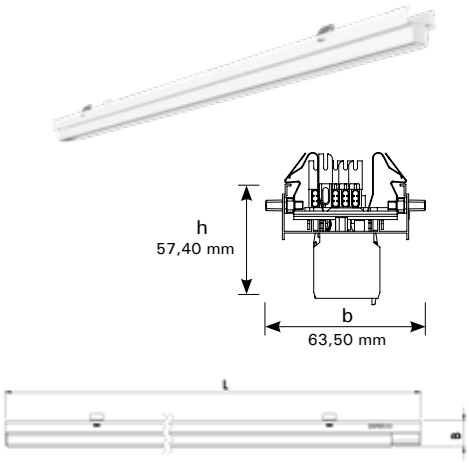

Dimensions (mm)

1433 MM MODULE

ORDER NO	DESCRIPTION	DIMENSIONS (LxWxh)
3163935	INF TRIFAZE KAPAK MONTAJ 1433 TK	1433 X 63.5 X 57.4

1720 MM MODULE

ORDER NO	DESCRIPTION	DIMENSIONS (LxWxh)
3163936	INF TRIFAZE KAPAK MONTAJ 1720 TK	1720 X 63.5 X 57.4

INFINO MULTILENS SHORT COVER
(DESIGNED TO BE USED WITH EXIT AND SENSOR MODULES)

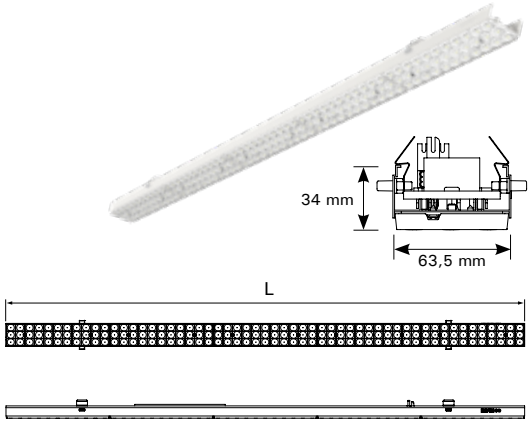

Dimensions (mm)

SHORT COVER

ORDER NO	DESCRIPTION	DIMENSIONS (LxWxh)
3164786	INF 024U 40LN00 3K97 30 114 20	1140 X 63,5 X 34
3164788	INF 033U 40LN00 4K82 30 114 20	1140 X 63,5 X 34
3164790	INF 040U 40LN00 6K30 30 114 20	1140 X 63,5 X 34
3164792	INF 053U 40LN00 8K00 30 114 20	1140 X 63,5 X 34
3164794	INF 067U 40LN00 9K61 30 114 20	1140 X 63,5 X 34

INFINO COVER
THREE-PHASE TRACK MODULE

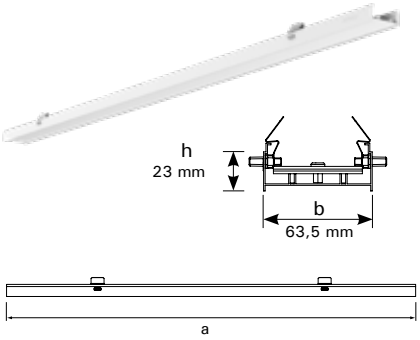

- Electrostatic powdered painted aluminium profile

Dimensions (mm)

ALUMINIUM BLIND COVER

ORDER NO	DESCRIPTION	a	b	h
3141617	INF BOS METAL KAPAK 1000 TK	1000	63.5	23
3159895	INF BOS METAL KAPAK 1433 TK	1433	63.5	23
3141595	INF BOS METAL KAPAK 1500 TK	1500	63.5	23
3159896	INF BOS METAL KAPAK 1720 TK	1720	63.5	23
3141619	INF BOS METAL KAPAK 2000 TK	2000	63.5	23

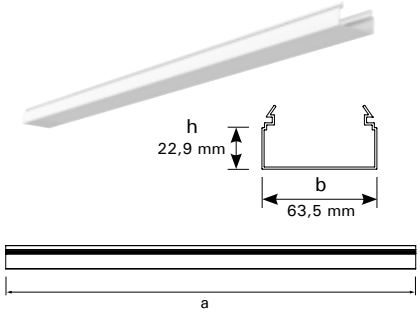

- Polycarbonate profile

Dimensions (mm)

POLYCARBONATE BLIND COVER

ORDER NO	DESCRIPTION	a	b	h
3164874	INF BOS PLSTK KAPAK 1000 TK	1000	63.5	23
3164875	INF BOS PLSTK KAPAK 1433 TK	1433	63.5	23
3164876	INF BOS PLSTK KAPAK 1500 TK	1500	63.5	23
3164877	INF BOS PLSTK KAPAK 1720 TK	1720	63.5	23
3164878	INF BOS PLSTK KAPAK 2000 TK	2000	63.5	23
3164879	INF BOS PLSTK KAPAK 2500 TK	2500	63.5	23
2079010	INF BOS PLSTK KAPAK 2865 TK	2865	63.5	23
3164880	INF BOS PLSTK KAPAK 3000 TK	3000	63.5	23
2079011	INF BOS PLSTK KAPAK 3435 TK	3435	63.5	23
2079012	INF BOS PLSTK KAPAK 4298 TK	4298	63.5	23
2079014	INF BOS PLSTK KAPAK 5152 TK	5152	63.5	23

Energy saving

(Equivalent to fluorescent fixture)

	INFINO	BUSBAR & IF THE STANDARD FIXTURE IS REPLACED BY INFINO	WIRE TRAY & IF THE STANDARD FIXTURE IS REPLACED BY INFINO
COST*	:	- 20%	- 18%
ASSEMBLY TIME	:	t/2 h	t/3 h

* The total cost required for each system installation has been calculated.

INFINO

Linear Trunking System

EAE LIGHTING-Brochure INFINO - ENG - Uptade Date: 05.04.2021
EAE, is provided with the right to perform changes deemed necessary without notifying in advance.
Please contact us for further information about products and details partaking in catalogue.

EAE LIGHTING Inc.
Ikitelli Organize Sanayi Bolgesi
Eski Turgut Ozal Caddesi No:20
Basaksehir / ISTANBUL - TURKEY
Tel : +90 212 413 21 00 (pbx)
Fax : +90 212 549 37 90
www.eaelighting.com

Available on the App Store
Google Play

/eaegroup /eaegroup /eaegroup /eaecorporate /eaegroup /eaegroup

engineering the light