




E-LINEMULTIBOX

Receptacle Combinations and MCB Distribution Boxes



NEW
PRODUCT

E-LINE MULTIBOX

Please visit our website for the updated version of our catalogs.
www.eae.com.tr



CONTENTS

▶▶ E-LINE MULTIBOX

RECEPTACLE COMBINATIONS and MCB DISTRIBUTION BOXES

Technical Specifications, Area of Use.....	2-3
Overall Structure Specifications.....	4-5
Front Cover Options	6
Bottom Cover Options	7
Socket Combination Boxes - Empty	8
Side Slotted Receptacle Combinations - Empty	9
MCB Distribution Box - Empty, Additional Module - Empty.....	10-11
Flush Mount Fitting.....	12-13
Receptacle Combinations - Socket Mounted	14-17
(Including Module Frame)	
Receptacle Combinations - Socket Mounted / Input Module and Socket Mounted	18-55
(Including Switch Material and Cabling)	

ACCESSORIES

Multibox Trolley.....	59
-----------------------	-----------

TECHNICAL DETAILS

63A CEE Norm Socket and Pilot Contact System.....	60
CE Declaration of Conformity.....	61

►► RECEPTACLE COMBINATIONS and MCB DISTRIBUTION BOXES



► TECHNICAL SPECIFICATIONS

Electrical installation boxes for the purpose of fuse and distribution with E-LINE MULTIBOX series equipped socket combination for factories, construction sites, workshops and working environments;

- ABS material with special modular structure and IP44 frame
- 230/400V AC operating voltage
- Various combination option up to maximum 80A.
- 16A, 240V Schuko type socket outlets and CEE standard socket outlets with hinged lid up to 63A-415V
- 13 modules for miniature circuit breaker (MCB) and/or residual current circuit breaker (RCD) device, transparent cover compartment with breakable plate and padlockable
- If requested, the **"input module"** is addible as an option with neutral trip and in padlock safety switch. Special compartment for use with a miniature circuit breaker (MCB) or cartridge fuse (aM) in the input module with safety switch, 4 modules, with a breakable plate, transparent cover and DIN rail.
- Standard Neutral (N) and earth (PE) busbars with add-on modular structure together with connecting terminals
- Possibility to be used as **"MCB and junction box"** via terminal module with cover and transparent covered MCB module
- When used as fuse and distribution box, having bottom entry alternative with lots of options suitable for cable output for different functions and along with flush mounted (F/M) and surface mounted (S/M) using options

► Area of Use

- Factories, workshops and industrial areas
- Construction sites
- Business Centres and offices
- Warehouses
- Car Parking Lots
- Common technical areas
- Entire electrical installation areas requiring receptacle combinations and MCB distribution boxes




IP44



►► RECEPTACLE COMBINATIONS and MCB DISTRIBUTION BOXES

► Overall Specifications

- Multi-purpose modular structure that can be used as receptacle combinations and/or MCB Box (Distribution).
- As a Receptacle Combinations;
 - Empty (16 different options)
 - Socket Mounted (36 different options excluding cabling and components)
 - Manufactured as fully mounted (39 different options including cabling and components). Besides, it is also possible to be manufactured in different options depending on various requirements and demands.
- As a Junction Box;
 - Manufactured as an empty box and DIN rail neutral (N) and earth (PE) busbars are provided as standard on MCB and terminal modules.
 - Five (5) different bottom outlet options are available for cable outlets and different types can be selected for various requirements and demands.



NOTES:

- (*1) Socket plate is manufactured in nine (9) different options and the alternative options are indicated on page 6.
 (*2) Bottom cover is manufactured in five (5) different options and the alternative options are indicated on page 7.
 (*3) When used as MCB box, terminal mounting rail (DIN) is available as standard in the module.

▶▶ RECEPTACLE COMBINATIONS and MCB DISTRIBUTION BOXES



►► RECEPTACLE COMBINATIONS and MCB DISTRIBUTION BOXES

► Front Cover Options

- Nine (9) different socket mount covers are available for socket mounting.
- When requested, two (2) covered type panel socket (1x16A, 240V, P+N+E) can be incorporated on the socket module frame.



①

■ **Angled Plate No: 1** (Perforated, inclined type)




■ 4 Pieces; Covered type (schuko) 16A socket option.



②

■ **Angled Plate No: 2** (Perforated, inclined type)




■ 1 Piece; CEE Norm 16A or 32A
■ 3 Pieces; Covered type (schuko) 16A socket option. (Convenient for flat type sockets.)



③

■ **Angled Plate No: 3** (Perforated, inclined type)




■ 3 Pieces; CEE Norm 16A or 32A socket option. (Convenient for flat type sockets.)



④

■ **Angled Plate No: 4** (Perforated, inclined type)




■ 1 Piece; CEE Norm 16A or 32A
■ 1 Piece; CEE Norm 63A socket option. (Convenient for flat type sockets.)



⑤

■ **Angled Plate No: 5** (Perforated, inclined type)



■ 2 Pieces; CEE Norm 16A socket option. (Convenient for flat type sockets.)



⑥

■ **Angled Plate No: 6** (Perforated, swash type)



■ 2 Pieces; CEE Norm 16A or 32A socket option. (Convenient for flat type sockets.)



⑦

■ **Angled Plate No: 7** (Non-perforated, inclined type)



■ It is possible to open the plug holes required for different kind of needs.



⑧

■ **Standard Socket Plate** (Plosive Flat Type)



■ 45x45 Modular 220V 16A socket option



⑨

■ **Non-perforated Flat Plate**



■ Terminal module cover



Note: The angled (inclined type) plates are suitable for use with the CEE standard version.

■ When used as receptacle combinations and for your empty box requirements; please select the one from above-mentioned "plate" options and state in your order.

►► RECEPTACLE COMBINATIONS and MCB DISTRIBUTION BOXES

► Lower Cover Options

• Five (5) different "bottom cover" are available for MCB (Distribution) box.

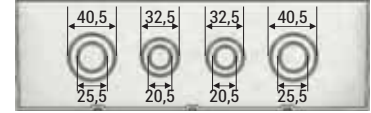


Terminal Module




①

■ Bottom Cover 1




■ Exploding Slots: 2pcs. M20 / 2pcs. M25 / 2pcs. M32 / 2pcs. M40 Coupling




②

■ Bottom Cover 2

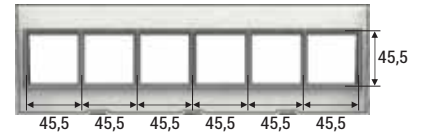


■ Exploding Slots: 8 pcs. Wago Winsta-Midi click-fit type terminal, 2 pcs. M25 / 2Ad. M40 Coupling




③

■ Bottom Cover 3




■ Perforated Slots: 6 pcs. 45x45 modular socket for (Schuko).



④

■ Bottom Cover 4




■ Exploding Slots: 12pcs. M20 / 2pcs. M25 Coupling



⑤

■ Bottom Cover 5



■ Slot with brush, for cable entry and exit.

■ When used as a MCB (Distribution) box; please select the one from above-mentioned "bottom cover" options and state in your order.



►► RECEPTACLE COMBINATIONS and MCB DISTRIBUTION BOXES

► Receptacle Combinations – Empty



Product	Socket Plate	Description	Weight (Kg)	Order Code
MB80/B-01	Angled Perforated Plate No: 1	• 4 pcs. (45ø mm Slot)	1,605	3110926



Product	Socket Plate	Description	Weight (Kg)	Order Code
MB80/B-02	Angled Perforated Plate No: 2	• 1 pc. (60ø mm Slot) • 3 pcs. (45ø mm Slot)	1,605	3111515



Product	Socket Plate	Description	Weight (Kg)	Order Code
MB80/B-03	Angled Perforated Plate No: 3	• 3 pcs (60ø mm Slot)	1,605	3111519



Product	Socket Plate	Description	Weight (Kg)	Order Code
MB80/B-04	Angled Perforated Plate No: 4	• 1 pc. (60ø mm Slot) • 1 pc. (85ø mm Slot)	1,605	3111524



Product	Socket Plate	Description	Weight (Kg)	Order Code
MB80/B-05	Angled Perforated Plate No: 5	• 2 pcs. (85ø mm Slot)	1,605	3111528



Product	Socket Plate	Description	Weight (Kg)	Order Code
MB80/B-06	Angled Perforated Plate No: 6	• 2 pcs. (60ø mm Slot)	1,605	3137612



Product	Socket Plate	Description	Weight (Kg)	Order Code
MB80/B-07	Angled Non-Perforated Plate No: 7	• Non-perforated	1,625	3111578



Product	Socket Plate	Description	Weight (Kg)	Order Code
MB80/B-08	Standard Socket Plate No: 8	• 10 pcs. (45x45 mm Plosive)	1,630	3137613

■ If required, "Main safety switch module" is addible for the socket combination boxes.

■ Receptacle combinations are manufactured with an option of "bottom cover -1" as a standard.

►► RECEPTACLE COMBINATIONS and MCB DISTRIBUTION BOXES

► Side Perforated Receptacle Combinations – Empty



Product	Socket Plate	Description	Weight (Kg)	Order Code
MB80/B-YD-01	Angled Perforated Plate No: 1	<ul style="list-style-type: none"> • 2 pcs. Lateral Slots (45ø mm) • 4 pcs. (45ø mm Slot) 	1,590	3111580



Product	Socket Plate	Description	Weight (Kg)	Order Code
MB80/B-YD-02	Angled Perforated Plate No: 2	<ul style="list-style-type: none"> • 2 pcs. Lateral Slots (45ø mm) • 1 pc. (60ø mm Slot) • 3 pcs. (45ø mm Slot) 	1,590	3111581



Product	Socket Plate	Description	Weight (Kg)	Order Code
MB80/B-YD-03	Angled Perforated Plate No: 3	<ul style="list-style-type: none"> • 2 pcs. Lateral Slots (45ø mm) • 3 pcs. (60ø mm Slot) 	1,590	3111512



Product	Socket Plate	Description	Weight (Kg)	Order Code
MB80/B-YD-04	Angled Perforated Plate No: 4	<ul style="list-style-type: none"> • 2 pcs. Lateral Slots (45ø mm) • 1 pc. (60ø mm Slot) • 1 pc. (85ø mm Slot) 	1,590	3111513



Product	Socket Plate	Description	Weight (Kg)	Order Code
MB80/B-YD-05	Angled Perforated Plate No: 5	<ul style="list-style-type: none"> • 2 pcs. Lateral Slots (45ø mm) • 2 pcs. (85ø mm Slot) 	1,590	3111514



Product	Socket Plate	Description	Weight (Kg)	Order Code
MB80/B-YD-06	Angled Perforated Plate No: 6	<ul style="list-style-type: none"> • 2 pcs. Lateral Slots (45ø mm) • 2 pcs. (60ø mm Slot) 	1,605	3137615



Product	Socket Plate	Description	Weight (Kg)	Order Code
MB80/B-YD-07	Angled Non-Perforated Plate No: 7	<ul style="list-style-type: none"> • 2 pcs. Lateral Slots (45ø mm) 	1,610	3111579



Product	Socket Plate	Description	Weight (Kg)	Order Code
MB80/B-YD-08	Standard Socket Plate No: 8	<ul style="list-style-type: none"> • 2 pcs. Lateral Slots (45ø mm) • 10 pcs. (45x45 mm Plosive) 	1,625	3137616

■ If required, "Main safety switch module" is addible for the socket combination boxes.

■ Receptacle combinations are manufactured with an option of "bottom cover -1" as a standard.

►► RECEPTACLE COMBINATIONS and MCB DISTRIBUTION BOXES

► MCB (Distribution) Boxes – Empty



Product	Box Lower Cover	Description	Weight	Order Code
MB80/B-S-01	01	Knock out Slots 2 pcs. M20 / 2 Ad. M25 2 pcs. M32 / 2 pcs. M40 Coupling	1,595	3110989
MB80/B-S-02	02	Knock out Slots 8 pcs. Click-fit Type Terminal, 2 pcs. M25 / 2 pcs. M40 Coupling	1,595	3111537
MB80/B-S-03	03	Perforated Slots 6 pcs. 45x45 Modular Socket (Schuko)	1,585	3111538
MB80/B-S-04	04	Knock out Slots 12 pcs. M20 / 2 pcs. M25 Coupling	1,595	3111539
MB80/B-S-05	05	Slot with Brush (for cable entry-exit)	1,800	3121663



• Bottom Cover 01



• Bottom Cover 02



• Bottom Cover 03



• Bottom Cover 04



• Bottom Cover 05

► Additional Modules – Empty



• Modular Frame

Product	Additional Socket Module	Description	Weight	Order Code
MB80/B-PM-01	01	4 pcs. (45ø mm Slot)	0,545	3111601
MB80/B-PM-02	02	1 pc. (60ø mm Slot) 3 pcs. (45ø mm Slot)	0,545	3111603
MB80/B-PM-03	03	3 pcs. (60ø mm Slot)	0,545	3111606
MB80/B-PM-04	04	1 pc. (60ø mm Slot) 1 pc. (85ø mm Slot)	0,545	3111607
MB80/B-PM-05	05	2 pcs. (85ø mm Slot)	0,545	3111608
MB80/B-PM-06	06	2 pcs. (60ø mm Slot)	0,545	3137617
MB80/B-PM-07	07	Non-perforated	0,565	3110990
MB80/B-PM-08	08	10 pcs. (45x45 mm Plosive)	0,570	3137618



• Additional Socket Module 01



• Additional Socket Module 02



• Additional Socket Module 03



• Additional Socket Module 04



• Additional Socket Module 05



• Additional Socket Module 06



• Additional Socket Module 07



• Additional Socket Module 08

- Neutral (N) and earth (PE) busbars are included within the scope of additional socket module.
- Bottom covers are not included with additional modules.

►► RECEPTACLE COMBINATIONS and MCB DISTRIBUTION BOXES

► Additional Modules – Empty



■ Input Module With Main Safety Switch

Product	Product Description	Description	Weight (Kg)	Order Code
MB80/B-GM	Input module with main safety switch	MCB Mounting Rail (DIN) Frame and Transparent Cover	0,700	3137608



■ Additional MCB Module

Product	Product Description	Description	Weight (Kg)	Order Code
MB80/B-SM	Additional MCB Module	MCB Mounting Rail (DIN) Frame and Transparent Cover	0,735	3110991



■ Additional Terminal Module

Product	Product Description	Description	Weight (Kg)	Order Code
MB80/B-KM	Additional Terminal Module	Terminal Mounting Rail (DIN) Rail and Cover	0,635	3110992



■ Front cover, neutral (N) and ground (PE) busbars are included with main safety switch modules, additional MCB and terminal modules.

■ Bottom covers are not included with additional modules.

►► RECEPTACLE COMBINATIONS and MCB DISTRIBUTION BOXES

► Flush Mount Fittings



Product Description	Description	Weight (Kg)	Order Code
Multibox Flush Mount Fittings	With dual Modules	2,800	3126688

Multibox Flush Mount Fittings
(With dual Modules)




Product Description	Description	Weight (Kg)	Order Code
Multibox Flush Mount Fittings	With triple Modules	3,500	3126689

Multibox Flush Mount Fittings
(With triple Modules)



▶▶ RECEPTACLE COMBINATIONS and MCB DISTRIBUTION BOXES



►► RECEPTACLE COMBINATIONS and MCB DISTRIBUTION BOXES

► Receptacle Combinations – Socket Mounted



Socket Plate	Product	Socket Combination	Weight (Kg)	Order Code
Angled Perforated Plate No: 1	MB80/P-01.1	• Schuko 1x16A, 240V AC, IP-54, Alm.Std. P/N/E; 4 pcs.	1,785	3110993
	MB80/P-01.2	• Schuko 1x16A, 240V AC, IP-54, Fra.Std. P/N/E; 4 pcs.	1,785	3110994
	MB80/P-01.3	• Schuko 1x16A, 240V AC, IP-54, Alm.Std. P/N/E; 2 pcs. • Schuko 1x16A, 240V AC, IP-54, Fra.Std. P/N/E; 2 pcs.	1,785	3110995



Socket Plate	Product	Socket Combination	Weight (Kg)	Order Code
Angled Perforated Plate No: 2	MB80/P-02.1	• Schuko 1x16A, 240V AC, IP-54, Alm.Std. P/N/E; 3 pcs. • CEE Std. 3x16A, 250V AC, IP-44, 2P/E; 1 pcs.	1,900	3110999
	MB80/P-02.2	• Schuko 1x16A, 240V AC, IP-54, Alm.Std. P/N/E; 3 pcs. • CEE Std. 5x16A, 415V AC, IP-44, 3P/N/E; 1 pcs.	1,900	3111000
	MB80/P-02.3	• Schuko 1x16A, 240V AC, IP-54, Alm.Std. P/N/E; 3 pcs. • CEE Std. 5x32A, 415V AC, IP-44, 3P/N/E; 1 pc.	1,970	3111001



Socket Plate	Product	Socket Combination	Weight (Kg)	Order Code
Angled Perforated Plate No: 3	MB80/P-03.1	• CEE Std. 3x16A, 250V AC, IP-44, 2P/E; 2 pcs. • CEE Std. 5x16A, 415V AC, IP-44, 3P/N/E; 1 pc.	2,085	3111005
	MB80/P-03.2	• CEE Std. 3x16A, 250V AC, IP-44, 2P/E; 1 pc. • CEE Std. 5x16A, 415V AC, IP-44, 3P/N/E; 2 pcs.	2,085	3111006
	MB80/P-03.3	• CEE Std. 3x16A, 250V AC, IP-44, 2P/E; 3 pcs.	2,085	3111007
	MB80/P-03.4	• CEE Std. 3x16A, 250V AC, IP-44, 2P/E; 1 pc. • CEE Std. 5x32A, 415V AC, IP-44, 3P/N/E; 2 pcs.	2,225	3111008
	MB80/P-03.5	• CEE Std. 5x32A, 415V AC, IP-44, 3P/N/E; 3 pcs.	2,295	3111009

■ Product images are only for information purposes, do not reflect the entire content.
 ■ Receptacle combinations are manufactured with an option of "bottom cover -1" as a standard.

►► RECEPTACLE COMBINATIONS and MCB DISTRIBUTION BOXES

► Receptacle Combinations – Socket Mounted (Including Socket Mounting On Body)



Socket Plate	Product	Socket Combination	Weight (Kg)	Order Code
Angled Perforated Plate No: 1	MB80/YP-01.1	• Schuko 1x16A, 240V AC, IP-54, Alm.Std. P/N/E; 6 pcs.	1,860	3110996
	MB80/YP-01.2	• Schuko 1x16A, 240V AC, IP-54, Fra.Std. P/N/E; 4 pcs. • Schuko 1x16A, 240V AC, IP-54, Alm.Std. P/N/E; 2 pcs.	1,860	3110997
	MB80/YP-01.3	• Schuko 1x16A, 240V AC, IP-54, Alm.Std. P/N/E; 4 pcs. • Schuko 1x16A, 240V AC, IP-54, Fra.Std. P/N/E; 2 pcs.	1,860	3110998



Socket Plate	Product	Socket Combination	Weight (Kg)	Order Code
Angled Perforated Plate No: 2	MB80/YP-02.1	• Schuko 1x16A, 240V AC, IP-54, Alm.Std. P/N/E; 3 pcs. • CEE Std. 3x16A, 250V AC, IP-44, 2P/E; 1 pcs. • Schuko 1x16A, 240V AC, IP-54, Alm.Std. P/N/E; 2 pcs.	1,975	3111002
	MB80/YP-02.2	• Schuko 1x16A, 240V AC, IP-54, Alm.Std. P/N/E; 3 pcs. • CEE Std. 5x16A, 415V AC, IP-44, 3P/N/E; 1 pcs. • Schuko 1x16A, 240V AC, IP-54, Alm.Std. P/N/E; 2 pcs.	1,975	3111003
	MB80/YP-02.3	• Schuko 1x16A, 240V AC, IP-54, Alm.Std. P/N/E; 3 pcs. • CEE Std. 5x32A, 415V AC, IP-44, 3P/N/E; 1 pcs. • Schuko 1x16A, 240V AC, IP-54, Alm.Std. P/N/E; 2 pcs.	2,045	3111004



Socket Plate	Product	Socket Combination	Weight (Kg)	Order Code
Angled Perforated Plate No: 3	MB80/YP-03.1	• CEE Std. 3x16A, 250V AC, IP-44, 2P/E; 2 pcs. • CEE Std. 5x16A, 415V AC, IP-44, 3P/N/E; 1 pc. • Schuko 1x16A, 240V AC, IP-54, Alm.Std. P/N/E; 2 pcs.	2,160	3111010
	MB80/YP-03.2	• CEE Std. 3x16A, 250V AC, IP-44, 2P/E; 1 pc. • CEE Std. 5x16A, 415V AC, IP-44, 3P/N/E; 2 pcs. • Schuko 1x16A, 240V AC, IP-54, Alm.Std. P/N/E; 2 pcs.	2,160	3111011
	MB80/YP-03.3	• CEE Std. 3x16A, 250V AC, IP-44, 2P/E; 3 pcs. • Schuko 1x16A, 240V AC, IP-54, Alm.Std. P/N/E; 2 pcs.	2,160	3111012
	MB80/YP-03.4	• CEE Std. 3x16A, 250V AC, IP-44, 2P/E; 1 pc. • CEE Std. 5x32A, 415V AC, IP-44, 3P/N/E; 2 pcs. • Schuko 1x16A, 240V AC, IP-54, Alm.Std. P/N/E; 2 pcs.	2,300	3111013
	MB80/YP-03.5	• CEE Std. 5x32A, 415V AC, IP-44, 3P/N/E; 3 pcs. • Schuko 1x16A, 240V AC, IP-54, Alm.Std. P/N/E; 2 pcs.	2,370	3111014

■ Product images are only for information purposes, do not reflect the entire content.
 ■ Receptacle combinations are manufactured with an option of "bottom cover -1" as a standard.

►► RECEPTACLE COMBINATIONS and MCB DISTRIBUTION BOXES

► Receptacle Combinations – Socket Mounted



Socket Plate	Product	Socket Combination	Weight (Kg)	Order Code
Angled Perforated Plate No: 4	MB80/P-04.1	<ul style="list-style-type: none"> • CEE Std. 3x16A, 250V AC, IP-44, 2P/E; 1 pc. • CEE Std. 5x63A, 415V AC, IP-44, 3P/N/E; 1 pc. 	2,315	3111015
	MB80/P-04.2	<ul style="list-style-type: none"> • CEE Std. 5x16A, 415V AC, IP-44, 3P/N/E; 1 pc. • CEE Std. 5x63A, 415V AC, IP-44, 3P/N/E; 1 pc. 	2,315	3111016
	MB80/P-04.3	<ul style="list-style-type: none"> • CEE Std. 5x32A, 415V AC, IP-44, 3P/N/E; 1 pc. • CEE Std. 5x63A, 415V AC, IP-44, 3P/N/E; 1 pc. 	2,385	3111017



Socket Plate	Product	Socket Combination	Weight (Kg)	Order Code
Angled Perforated Plate No: 5	MB80/P-05.1	<ul style="list-style-type: none"> • CEE Std. 5x63A, 415V AC, IP-44, 3P/N/E; 2 pcs. 	2,705	3111024
	MB80/P-05.2	<ul style="list-style-type: none"> • CEE Std. 5x63A, 415V AC, IP-44, 3P/N/E; 1 pc. • CEE Std. 4x63A, 415V AC, IP-44, 3P/E; 1 pc. 	2,705	3111025



Socket Plate	Product	Socket Combination	Weight (Kg)	Order Code
Angled Perforated Plate No: 6	MB80/P-06.1	<ul style="list-style-type: none"> • CEE Std. 5x32A, 415V AC, IP-44, 3P/N/E; 2 pcs. 	2,065	3137621
	MB80/P-06.2	<ul style="list-style-type: none"> • CEE Std. 5x32A, 415V AC, IP-44, 3P/N/E; 1 pc. • CEE Std. 5x16A, 415V AC, IP-44, 3P/N/E; 1 pc. 	1,995	3137622

■ Product images are only for information purposes, do not reflect the entire content.
 ■ Receptacle combinations are manufactured with an option of "bottom cover -1" as a standard.

►► RECEPTACLE COMBINATIONS and MCB DISTRIBUTION BOXES

► Receptacle Combinations – Socket Mounted (Including Socket Mounting On Body)



Socket Plate	Product	Socket Combination	Weight (Kg)	Order Code
Angled Perforated Plate No: 4	MB80/YP-04.1	<ul style="list-style-type: none"> • CEE Std. 3x16A, 250V AC, IP-44, 2P/E; 1 pc. • CEE Std. 5x63A, 415V AC, IP-44, 3P/N/E; 1 pc. • Schuko 1x16A, 240V AC, IP-54, Alm.Std. P/N/E; 2 pcs. 	2,405	3111019
	MB80/YP-04.2	<ul style="list-style-type: none"> • CEE Std. 5x16A, 415V AC, IP-44, 3P/N/E; 1 pc. • CEE Std. 5x63A, 415V AC, IP-44, 3P/N/E; 1 pc. • Schuko 1x16A, 240V AC, IP-54, Alm.Std. P/N/E; 2 pcs. 	2,405	3111020
	MB80/YP-04.3	<ul style="list-style-type: none"> • CEE Std. 5x32A, 415V AC, IP-44, 3P/N/E; 1 pc. • CEE Std. 5x63A, 415V AC, IP-44, 3P/N/E; 1 pc. • Schuko 1x16A, 240V AC, IP-54, Alm.Std. P/N/E; 2 pcs. 	2,475	3111021



Socket Plate	Product	Socket Combination	Weight (Kg)	Order Code
Angled Perforated Plate No: 5	MB80/YP-05.1	<ul style="list-style-type: none"> • CEE Std. 5x63A, 415V AC, IP-44, 3P/N/E; 2 pcs. • Schuko 1x16A, 240V AC, IP-54, Alm.Std. P/N/E; 2 pcs. 	2,795	3111028
	MB80/YP-05.2	<ul style="list-style-type: none"> • CEE Std. 5x63A, 415V AC, IP-44, 3P/N/E; 1 pc. • CEE Std. 4x63A, 415V AC, IP-44, 3P/E; 1 pc. • Schuko 1x16A, 240V AC, IP-54, Alm.Std. P/N/E; 2 pcs. 	2,795	3111029



Socket Plate	Product	Socket Combination	Weight (Kg)	Order Code
Angled Perforated Plate No: 6	MB80/YP-06.1	<ul style="list-style-type: none"> • CEE Std. 5x32A, 415V AC, IP-44, 3P/N/E; 2 pcs. • Schuko 1x16A, 240V AC, IP-54, Alm.Std. P/N/E; 2 pcs. 	2,155	3126265
	MB80/YP-06.2	<ul style="list-style-type: none"> • CEE Std. 5x32A, 415V AC, IP-44, 3P/N/E; 1 pc. • CEE Std. 5x16A, 415V AC, IP-44, 3P/N/E; 1 pc. • Schuko 1x16A, 240V AC, IP-54, Alm.Std. P/N/E; 2 pcs. 	2,085	3137623

►► RECEPTACLE COMBINATIONS and MCB DISTRIBUTION BOXES

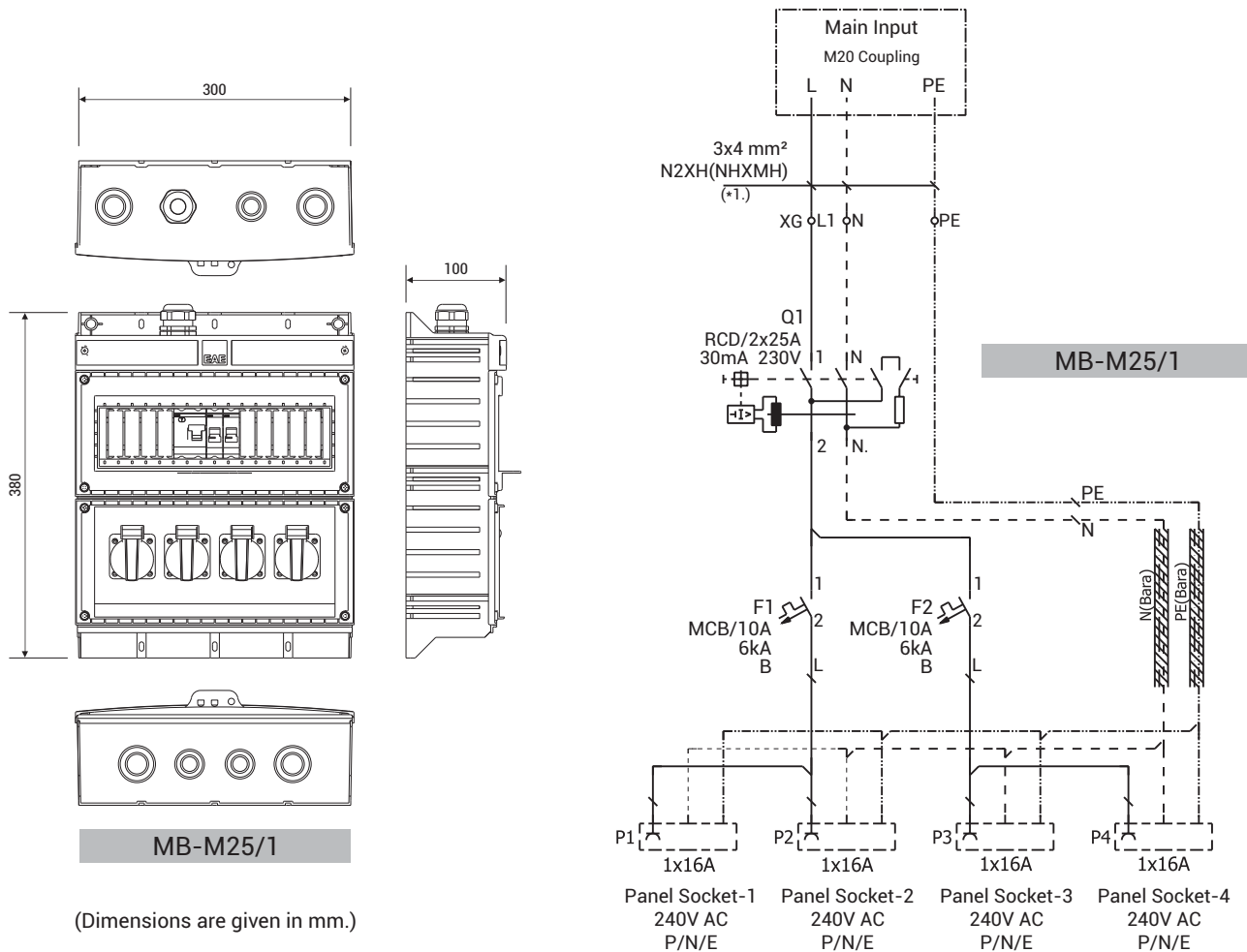
► Receptacle Combinations – Socket Mounted (Including Components and Cabling)

Operating Voltage:	: 230/400V AC
Maximum Current	: 25A
Box	: Plastic (ABS), Modular structure, IP44
Dimensions	: Indicated on the table
Sockets	: 16A, 240-250V AC, Covered Type Panel complying with CEE Norm Machinery sockets.
Cable Inlet	: 4 knock out slots for both at the Top and Bottom; 2 pcs. M20, 2 pcs. M25, 2 pcs. M32, 2 pcs. M40 convenient for M40 Coupling.
Supply Cable Diameter	: N2XH or NHXMH type cable is recommended on cross-sections stated on single line diagrams.
Components Area	: 13 modules are designed as with breakable plate and transparent cover for Residual Current Circuit Breaker (RCD) and Miniature Circuit Breaker (MCB). DIN Rail is available with the module. Padlock can be fitted.
Neutral and Earth	: Designed Neutral (N) and Earth (PE) conductors are busbars. Connecting terminals are available on it.



Product	Sockets	RCD 30mA	Circuit Breaker	Coupling	Dimensions (HxWxD) (mm)	Weight (kg/pc)	Order Code
MB-M25/1	4 pcs. 1x16A P+N+E	2x25A	1P 2 pcs. 10A/B, 6kA	M20	380x300x100	2,205	3113898

NOTE: Unless stated otherwise, Schuko type socket outlets, (1x16A, P+N+E) are manufactured as German type grounded sockets.



■ Supply cable is for recommendation purposes and not within the scope. Cable type and cross-section should be determined by taking into consideration the voltage drop, temperature and short circuit calculations.

■ Receptacle combinations are manufactured with an option of "bottom cover -1" as a standard.

►► RECEPTACLE COMBINATIONS and MCB DISTRIBUTION BOXES

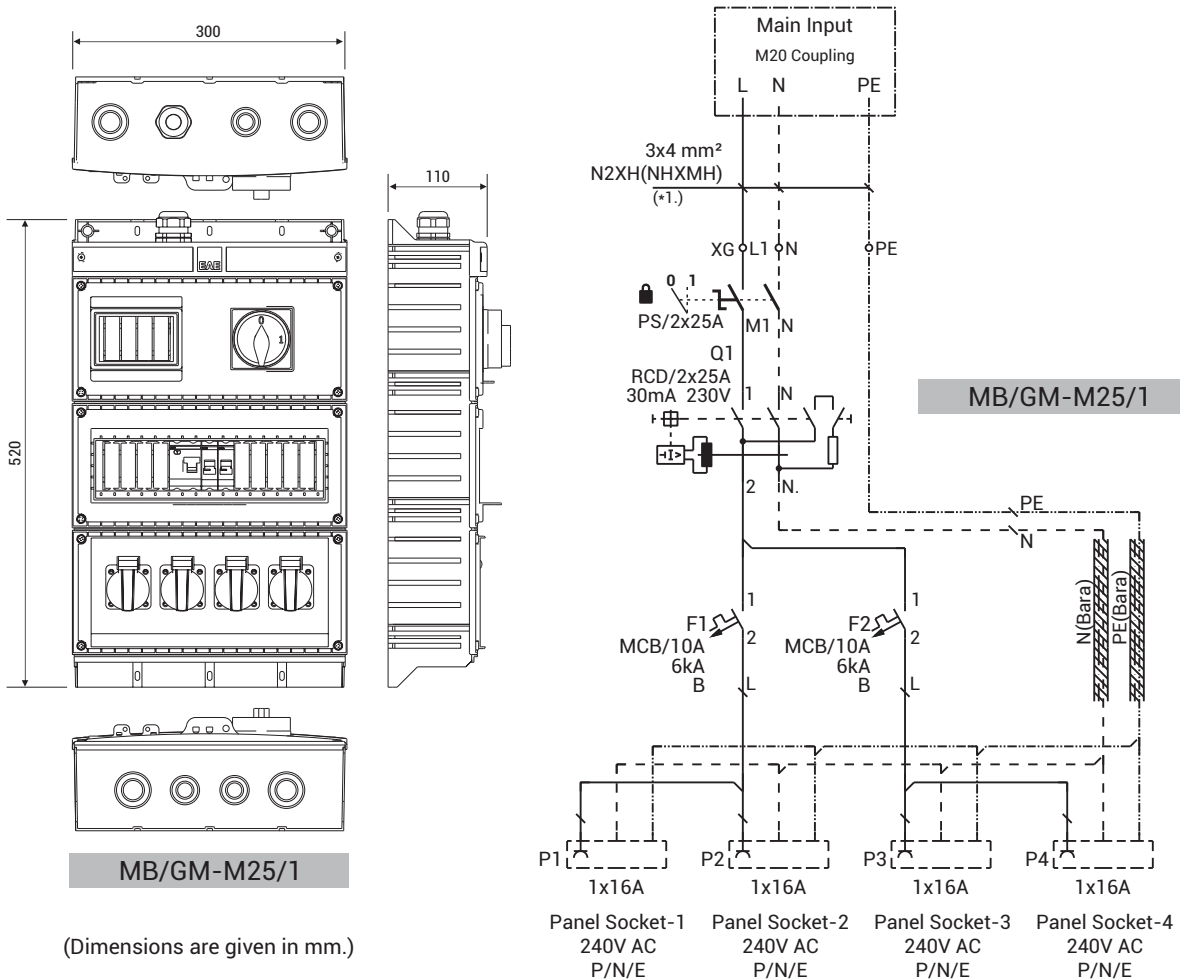
► Receptacle Combinations – Input Module and Socket Mounted (Including Components and Cabling)

- Operating Voltage:** : 230/400V AC
- Maximum Current** : 25A
- Box** : Plastic (ABS), Modular structure, IP44
- Dimensions** : H: 520mm, W: 300mm, D: 110mm
- Sockets** : 16A, 240-250V AC, Covered Type Panel complying with CEE Norm Machinery sockets.
- Cable Inlet** : 4 knock out slots for both at the Top and Bottom;
2 pcs. M20, 2 pcs. M25, 2 pcs. M32, 2 pcs. Convenient for M40 Coupling.
- Supply Cable Diameter** : N2XH or NHXMH type cable is recommended on cross-sections stated on single line diagrams.
- Components Area** : 13 modules are designed as with breakable plate and transparent cover for Residual Current Circuit Breaker (RCD) and Miniature Circuit Breaker (MCB). DIN Rail is available with the module. Padlock can be fitted.
- Input Module With Main Switch:** The neutral switch and padlock plug in safety switch are of standard, and when required; 4 modules suitable for the use of the main miniature circuit breaker (MCB) or cartridge fuse (aM), along with a breakable plate, a transparent cover compartment and a DIN rail are available.
- Neutral and Earth** : Designed Neutral (N) and Earth (PE) conductors are busbars. Connecting terminals are available on it.



Product	Sockets	RCD 30mA	Circuit Breaker	Safety Switch	Coupling	Weight (kg/pc)	Order Code
MB/GM-M25/1	4 pcs. 1x16A P+N+E	2x25A	1P 2 pcs. 10A/B, 6kA	2P 2x25A, 0-1	M20	3,250	3137465

NOTE: Usage of the Cartridge Fuse (aM) slot or Miniature Circuit Breaker (MCB) in the Input Module is optional and not internally included. Unless stated otherwise, Schuko type socket outlets, (1x16A, P+N+E) are manufactured as German type grounded sockets.



■ Supply cable is for recommendation purposes and not within the scope. Cable type and cross-section should be determined by taking into consideration the voltage drop, temperature and short circuit calculations.

■ Receptacle combinations are manufactured with an option of "bottom cover -1" as a standard.

►► RECEPTACLE COMBINATIONS and MCB DISTRIBUTION BOXES

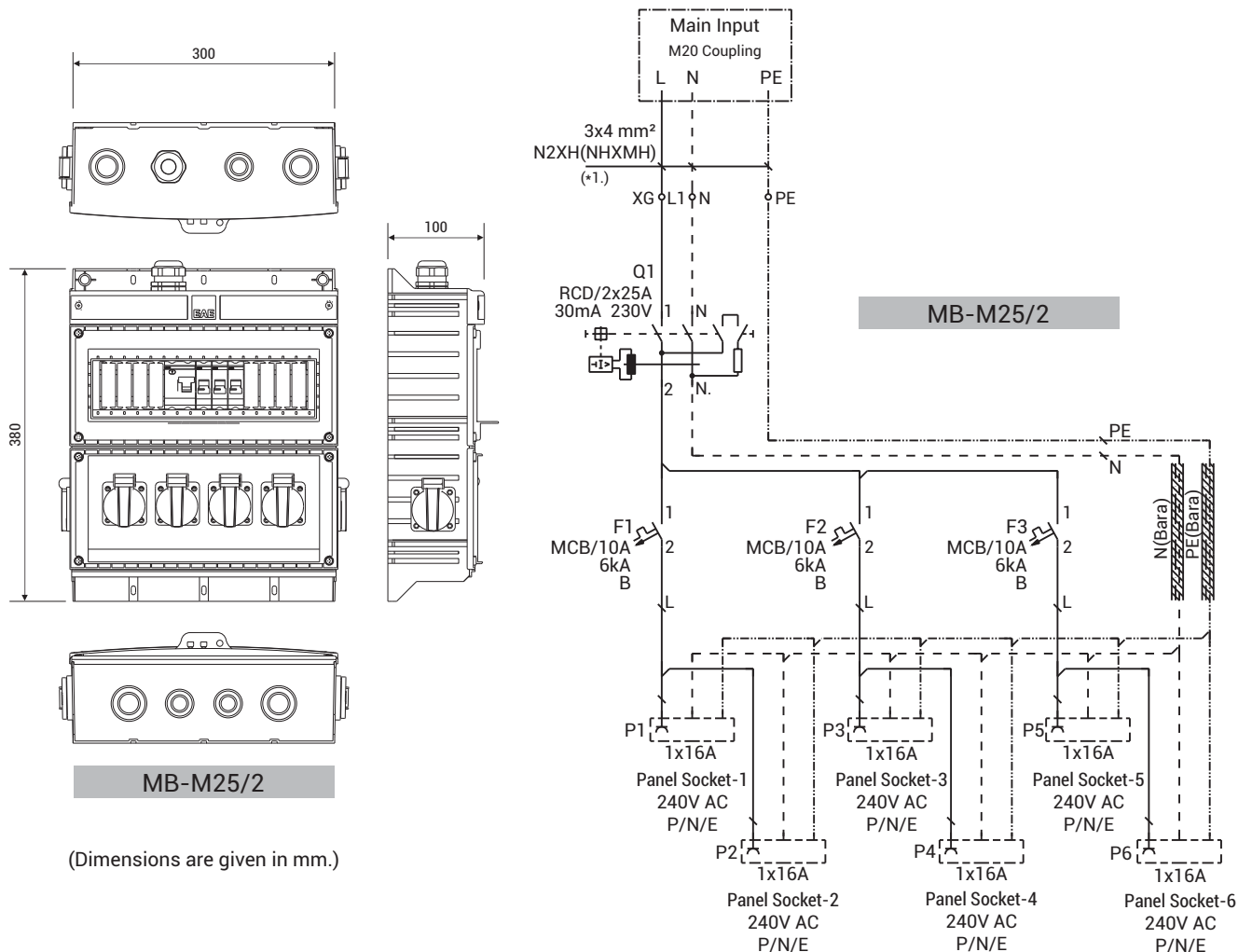
► Receptacle Combinations – Socket Mounted (Including Components and Cabling)

Operating Voltage:	: 230/400V AC
Maximum Current	: 25A
Box	: Plastic (ABS), Modular structure, IP44
Dimensions	: Indicated on the table
Sockets	: 16A, 240-250V AC, Covered Type Panel complying with CEE Norm Machinery sockets.
Cable Inlet	: 4 knock out slots for both at the Top and Bottom; 2 pcs. M20, 2 pcs. M25, 2 pcs. M32, 2 pcs. M40 convenient for M40 Coupling.
Supply Cable Diameter	: N2XH or NHXMH type cable is recommended on cross-sections stated on single line diagrams.
Components Area	: 13 modules are designed as with breakable plate and transparent cover for Residual Current Circuit Breaker (RCD) and Miniature Circuit Breaker (MCB). DIN Rail is available with the module. Padlock can be fitted.
Neutral and Earth	: Designed Neutral (N) and Earth (PE) conductors are busbars. Connecting terminals are available on it.



Product	Sockets	RCD 30mA	Circuit Breaker	Coupling	Dimensions (HxWxD) (mm)	Weight (kg/pc)	Order Code
MB-M25/2	6 pcs. 1x16A P+N+E	2x25A	1P 3 pcs. 10A/B, 6kA	M20	380x300x100	2,495	3113899

NOTE: Unless stated otherwise, Schuko type socket outlets, (1x16A, P+N+E) are manufactured as German type grounded sockets.



■ Supply cable is for recommendation purposes and not within the scope. Cable type and cross-section should be determined by taking into consideration the voltage drop, temperature and short circuit calculations.

■ Receptacle combinations are manufactured with an option of "bottom cover -1" as a standard.

►► RECEPTACLE COMBINATIONS and MCB DISTRIBUTION BOXES

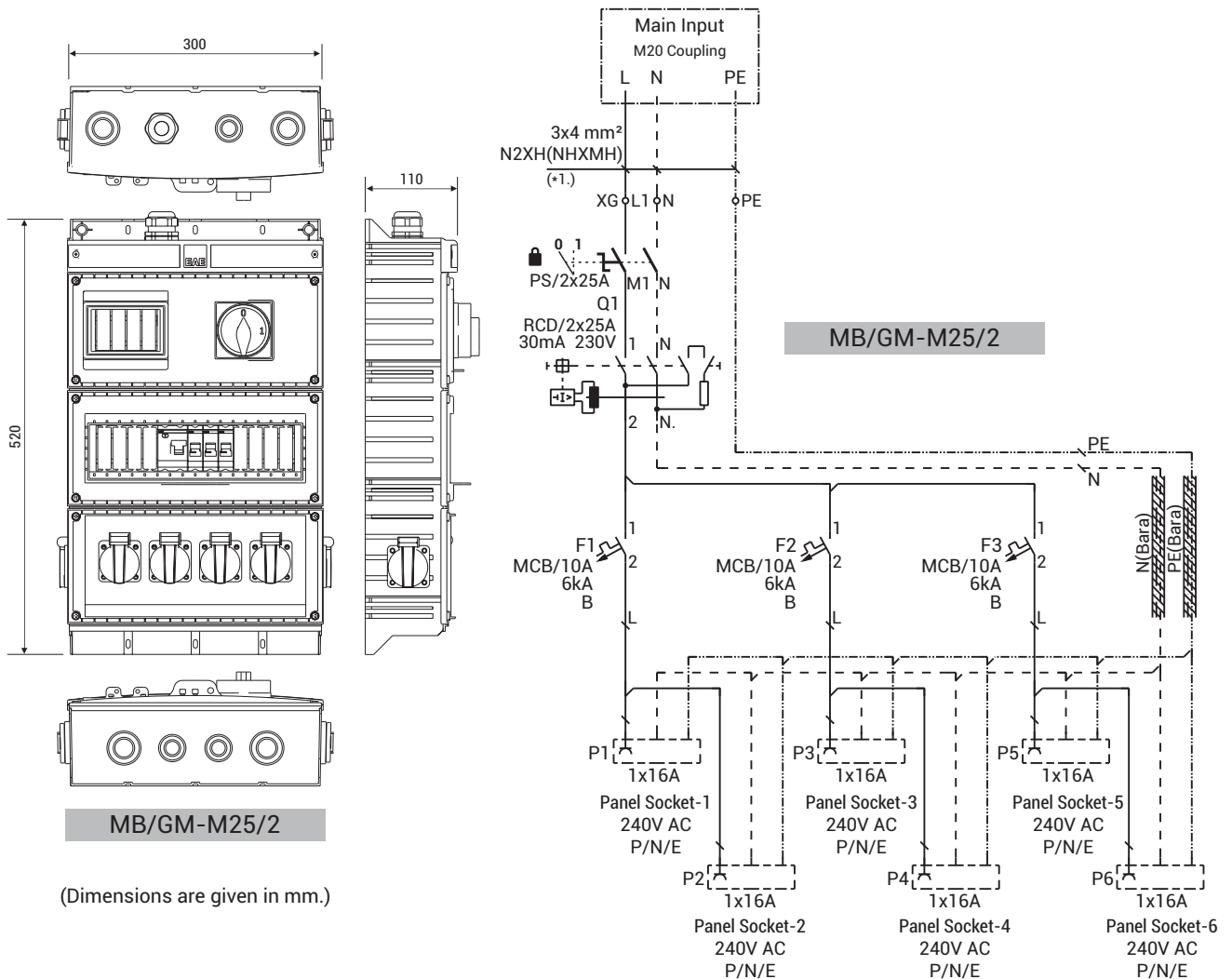
► Receptacle Combinations – Input Module and Socket Mounted (Including Components and Cabling)

- Operating Voltage:** : 230/400V AC
- Maximum Current** : 25A
- Box** : Plastic (ABS), Modular structure, IP44
- Dimensions** : H: 520mm, W: 300mm, D: 110mm
- Sockets** : 16A, 240-250V AC, Covered Type Panel complying with CEE Norm Machinery sockets.
- Cable Inlet** : 4 knock out slots for both at the Top and Bottom;
2 pcs. M20, 2 pcs. M25, 2 pcs. M32, 2 pcs. Convenient for M40 Coupling.
- Supply Cable Diameter** : N2XH or NHXMH type cable is recommended on cross-sections stated on single line diagrams.
- Components Area** : 13 modules are designed as with breakable plate and transparent cover for Residual Current Circuit Breaker (RCD) and Miniature Circuit Breaker (MCB). DIN Rail is available with the module. Padlock can be fitted.
- Input Module With Main Switch** : The neutral switch and padlock plug in safety switch are of standard, and when required; 4 modules suitable for the use of the main miniature circuit breaker (MCB) or cartridge fuse (aM), along with a breakable plate, a transparent cover compartment and a DIN rail are available.
- Neutral and Earth** : Designed Neutral (N) and Earth (PE) conductors are busbars. Connecting terminals are available on it.



Product	Sockets	RCD 30mA	Circuit Breaker	Safety Switch	Coupling	Weight (kg/pc)	Order Code
MB/GM-M25/2	6 pcs. 1x16A P+N+E	2x25A	1P 3 pcs. 10A/B, 6kA	2P 2x25A, 0-1	M20	3,540	3137466

NOTE: Usage of the Cartridge Fuse (aM) slot or Miniature Circuit Breaker (MCB) in the Input Module is optional and not internally included. Unless stated otherwise, Schuko type socket outlets, (1x16A, P+N+E) are manufactured as German type grounded sockets.



(Dimensions are given in mm.)

- Supply cable is for recommendation purposes and not within the scope. Cable type and cross-section should be determined by taking into consideration the voltage drop, temperature and short circuit calculations.
- Receptacle combinations are manufactured with an option of "bottom cover -1" as a standard.

►► RECEPTACLE COMBINATIONS and MCB DISTRIBUTION BOXES

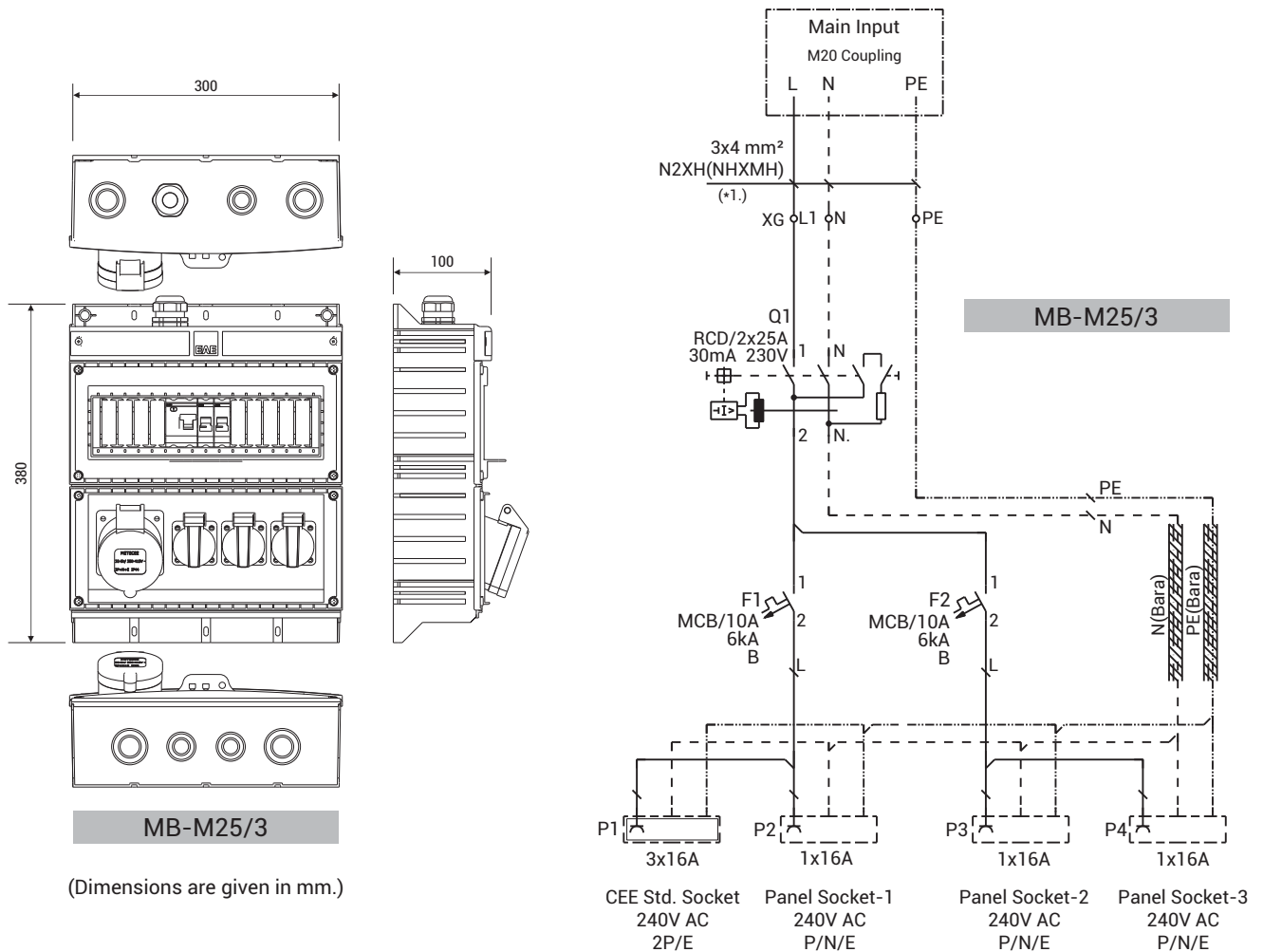
► Receptacle Combinations – Socket Mounted (Including Components and Cabling)

Operating Voltage:	: 230/400V AC
Maximum Current	: 25A
Box	: Plastic (ABS), Modular structure, IP44
Dimensions	: Indicated on the table
Sockets	: 16A, 240-250V AC, Covered Type Panel complying with CEE Norm Machinery sockets.
Cable Inlet	: 4 knock out slots for both at the Top and Bottom; 2 pcs. M20, 2 pcs. M25, 2 pcs. M32, 2 pcs. M40 convenient for M40 Coupling.
Supply Cable Diameter	: N2XH or NHXMH type cable is recommended on cross-sections stated on single line diagrams.
Components Area	: 13 modules are designed as with breakable plate and transparent cover for Residual Current Circuit Breaker (RCD) and Miniature Circuit Breaker (MCB). DIN Rail is available with the module. Padlock can be fitted.
Neutral and Earth	: Designed Neutral (N) and Earth (PE) conductors are busbars. Connecting terminals are available on it.



Product	Sockets	RCD 30mA	Circuit Breaker	Coupling	Dimensions (HxWxD) (mm)	Weight (kg/pc)	Order Code
MB-M25/3	3 pcs. 1x16A P+N+E 1 pcs. 3x16A 2P+E	2x25A	1P 1 pcs. 10A/B, 6kA 1 pcs. 16A/B, 6kA	M20	380x300x100	2,650	3113900

NOTE: Unless stated otherwise, Schuko type socket outlets, (1x16A, P+N+E) are manufactured as German type grounded sockets.



■ Supply cable is for recommendation purposes and not within the scope. Cable type and cross-section should be determined by taking into consideration the voltage drop, temperature and short circuit calculations.

■ Receptacle combinations are manufactured with an option of "bottom cover -1" as a standard.

►► RECEPTACLE COMBINATIONS and MCB DISTRIBUTION BOXES

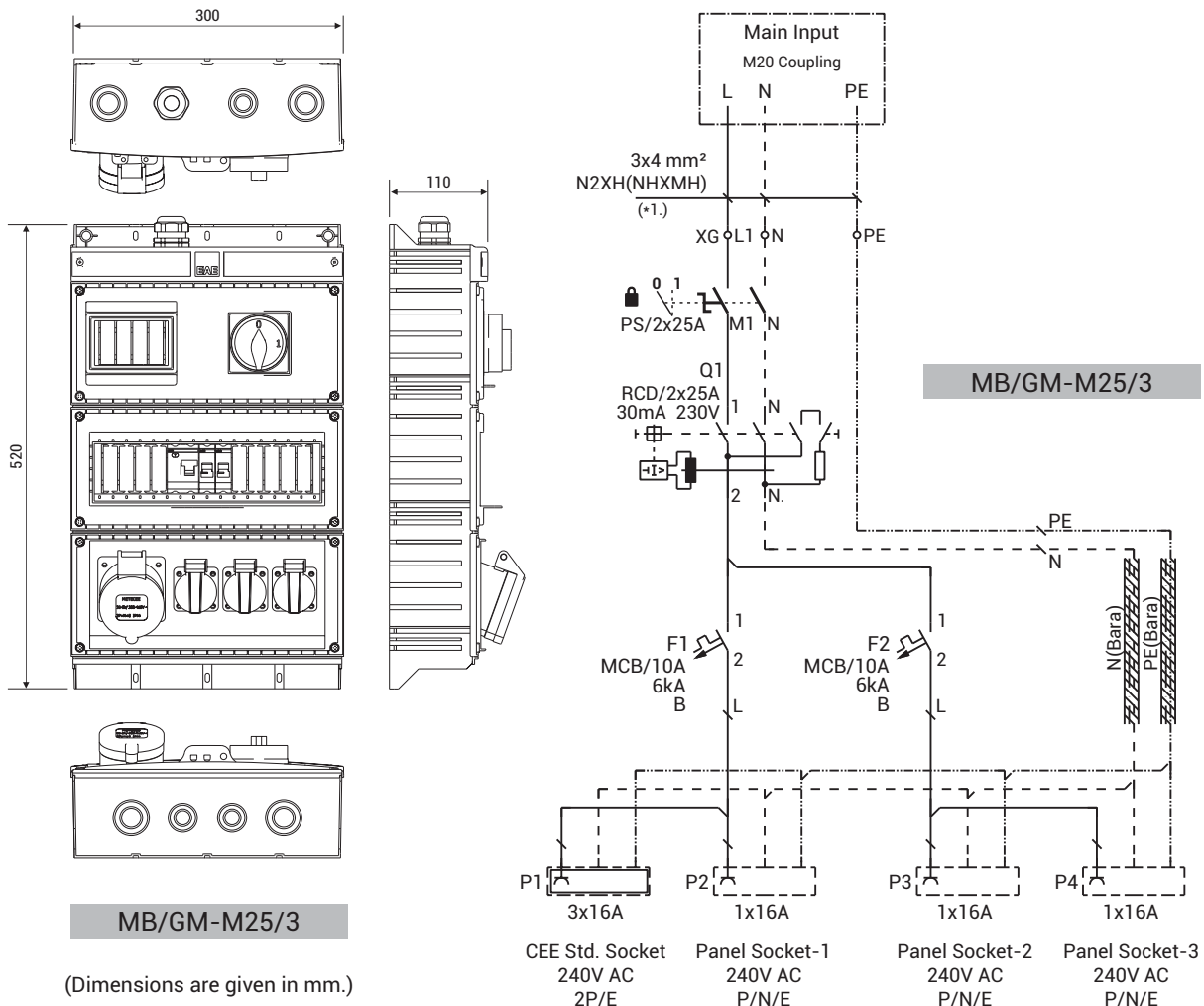
► Receptacle Combinations – Input Module and Socket Mounted (Including Components and Cabling)

- Operating Voltage:** : 230/400V AC
- Maximum Current** : 25A
- Box** : Plastic (ABS), Modular structure, IP44
- Dimensions** : H: 520mm, W: 300mm, D: 110mm
- Sockets** : 16A, 240-250V AC, Covered Type Panel complying with CEE Norm Machinery sockets.
- Cable Inlet** : 4 knock out slots for both at the Top and Bottom;
2 pcs. M20, 2 pcs. M25, 2 pcs. M32, 2 pcs. Convenient for M40 Coupling.
- Supply Cable Diameter** : N2XH or NHXMH type cable is recommended on cross-sections stated on single line diagrams.
- Components Area** : 13 modules are designed as with breakable plate and transparent cover for Residual Current Circuit Breaker (RCD) and Miniature Circuit Breaker (MCB). DIN Rail is available with the module. Padlock can be fitted.
- Input Module With Main Switch:** The neutral switch and padlock plug in safety switch are of standard, and when required; 4 modules suitable for the use of the main miniature circuit breaker (MCB) or cartridge fuse (aM), along with a breakable plate, a transparent cover compartment and a DIN rail are available.
- Neutral and Earth** : Designed Neutral (N) and Earth (PE) conductors are busbars. Connecting terminals are available on it.



Product	Sockets	RCD 30mA	Circuit Breaker	Safety Switch	Coupling	Weight (kg/pc)	Order Code
MB/GM-M25/3	3 pcs. 1x16A P+N+E 1 pcs. 3x16A 2P+E	2x25A	1P 1 pcs. 10A/B, 6kA 1 pcs. 16A/B, 6kA	2P 2x25A, 0-1	M20	3,700	3137467

NOTE: Usage of the Cartridge Fuse (aM) slot or Miniature Circuit Breaker (MCB) in the Input Module is optional and not internally included. Unless stated otherwise, Schuko type socket outlets, (1x16A, P+N+E) are manufactured as German type grounded sockets.



■ Supply cable is for recommendation purposes and not within the scope. Cable type and cross-section should be determined by taking into consideration the voltage drop, temperature and short circuit calculations.

■ Receptacle combinations are manufactured with an option of "bottom cover -1" as a standard.

►► RECEPTACLE COMBINATIONS and MCB DISTRIBUTION BOXES

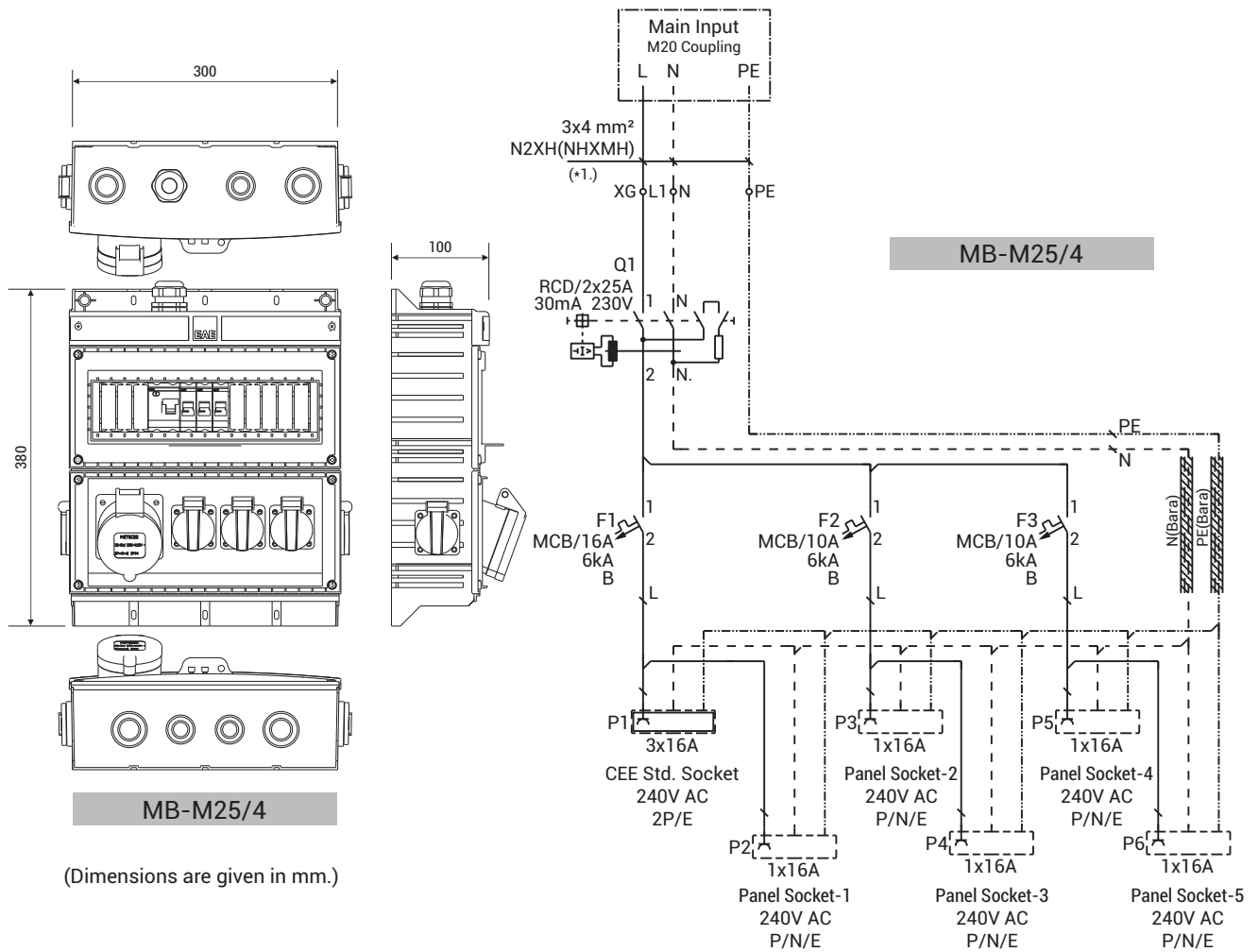
► Receptacle Combinations – Socket Mounted (Including Components and Cabling)

Operating Voltage:	: 230/400V AC
Maximum Current	: 25A
Box	: Plastic (ABS), Modular structure, IP44
Dimensions	: Indicated on the table
Sockets	: 16A, 240-250V AC, Covered Type Panel complying with CEE Norm Machinery sockets.
Cable Inlet	: 4 knock out slots for both at the Top and Bottom; 2 pcs. M20, 2 pcs. M25, 2 pcs. M32, 2 pcs. M40 convenient for M40 Coupling.
Supply Cable Diameter	: N2XH or NHXMH type cable is recommended on cross-sections stated on single line diagrams.
Components Area	: 13 modules are designed as with breakable plate and transparent cover for Residual Current Circuit Breaker (RCD) and Miniature Circuit Breaker (MCB). DIN Rail is available with the module. Padlock can be fitted.
Neutral and Earth	: Designed Neutral (N) and Earth (PE) conductors are busbars. Connecting terminals are available on it.



Product	Sockets	RCD 30mA	Circuit Breaker	Coupling	Dimensions (HxWxD) (mm)	Weight (kg/pc)	Order Code
MB-M25/4	5 pcs. 1x16A P+N+E 1 pc. 3x16A 2P+E	2x25A	1P 2 pcs. 10A/B, 6kA 1 pc. 16A/B, 6kA	M20	380x300x100	2,940	3113901

NOTE: Unless stated otherwise, Schuko type socket outlets, (1x16A, P+N+E) are manufactured as German type grounded sockets.



■ Supply cable is for recommendation purposes and not within the scope. Cable type and cross-section should be determined by taking into consideration the voltage drop, temperature and short circuit calculations.

■ Receptacle combinations are manufactured with an option of "bottom cover -1" as a standard.

►► RECEPTACLE COMBINATIONS and MCB DISTRIBUTION BOXES

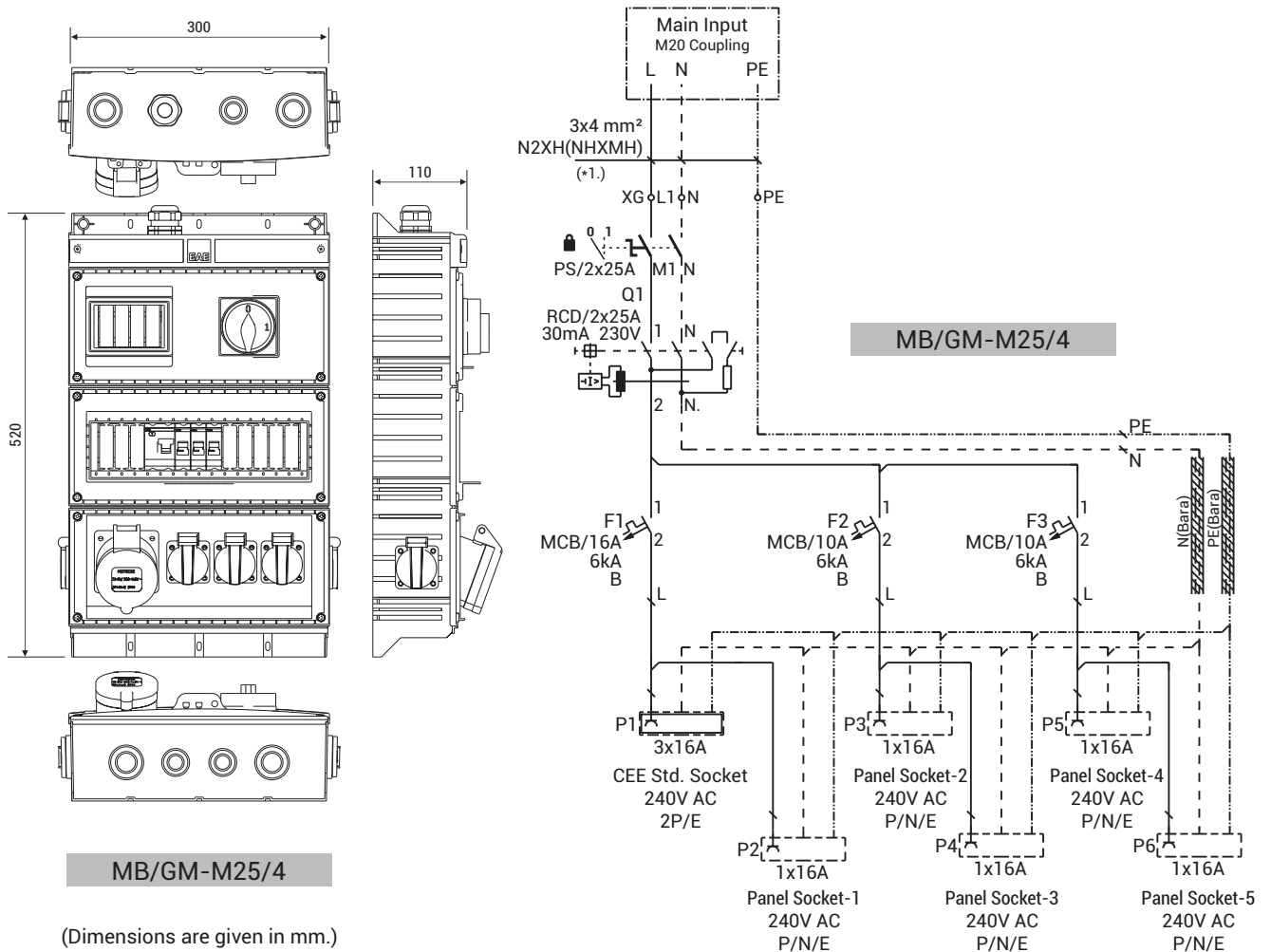
► Receptacle Combinations – Input Module and Socket Mounted (Including Components and Cabling)

- Operating Voltage:** : 230/400V AC
- Maximum Current** : 25A
- Box** : Plastic (ABS), Modular structure, IP44
- Dimensions** : H: 520mm, W: 300mm, D: 110mm
- Sockets** : 16A, 240-250V AC, Covered Type Panel complying with CEE Norm Machinery sockets.
- Cable Inlet** : 4 knock out slots for both at the Top and Bottom;
2 pcs. M20, 2 pcs. M25, 2 pcs. M32, 2 pcs. Convenient for M40 Coupling.
- Supply Cable Diameter** : N2XH or NHXMH type cable is recommended on cross-sections stated on single line diagrams.
- Components Area** : 13 modules are designed as with breakable plate and transparent cover for Residual Current Circuit Breaker (RCD) and Miniature Circuit Breaker (MCB). DIN Rail is available with the module. Padlock can be fitted.
- Input Module With Main Switch:** The neutral switch and padlock plug in safety switch are of standard, and when required; 4 modules suitable for the use of the main miniature circuit breaker (MCB) or cartridge fuse (aM), along with a breakable plate, a transparent cover compartment and a DIN rail are available.
- Neutral and Earth** : Designed Neutral (N) and Earth (PE) conductors are busbars. Connecting terminals are available on it.



Product	Sockets	RCD 30mA	Circuit Breaker	Safety Switch	Coupling	Weight (kg/pc)	Order Code
MB/GM-M25/4	5 pcs. 1x16A P+N+E 1 pc. 3x16A 2P+E	2x25A	1P 2 pcs. 10A/B, 6kA 1 pc. 16A/B, 6kA	2P 2x25A, 0-1	M20	3,990	3137468

NOTE: Usage of the Cartridge Fuse (aM) slot or Miniature Circuit Breaker (MCB) in the Input Module is optional and not internally included. Unless stated otherwise, Schuko type socket outlets, (1x16A, P+N+E) are manufactured as German type grounded sockets.



■ Supply cable is for recommendation purposes and not within the scope. Cable type and cross-section should be determined by taking into consideration the voltage drop, temperature and short circuit calculations.

■ Receptacle combinations are manufactured with an option of "bottom cover -1" as a standard.

►► RECEPTACLE COMBINATIONS and MCB DISTRIBUTION BOXES

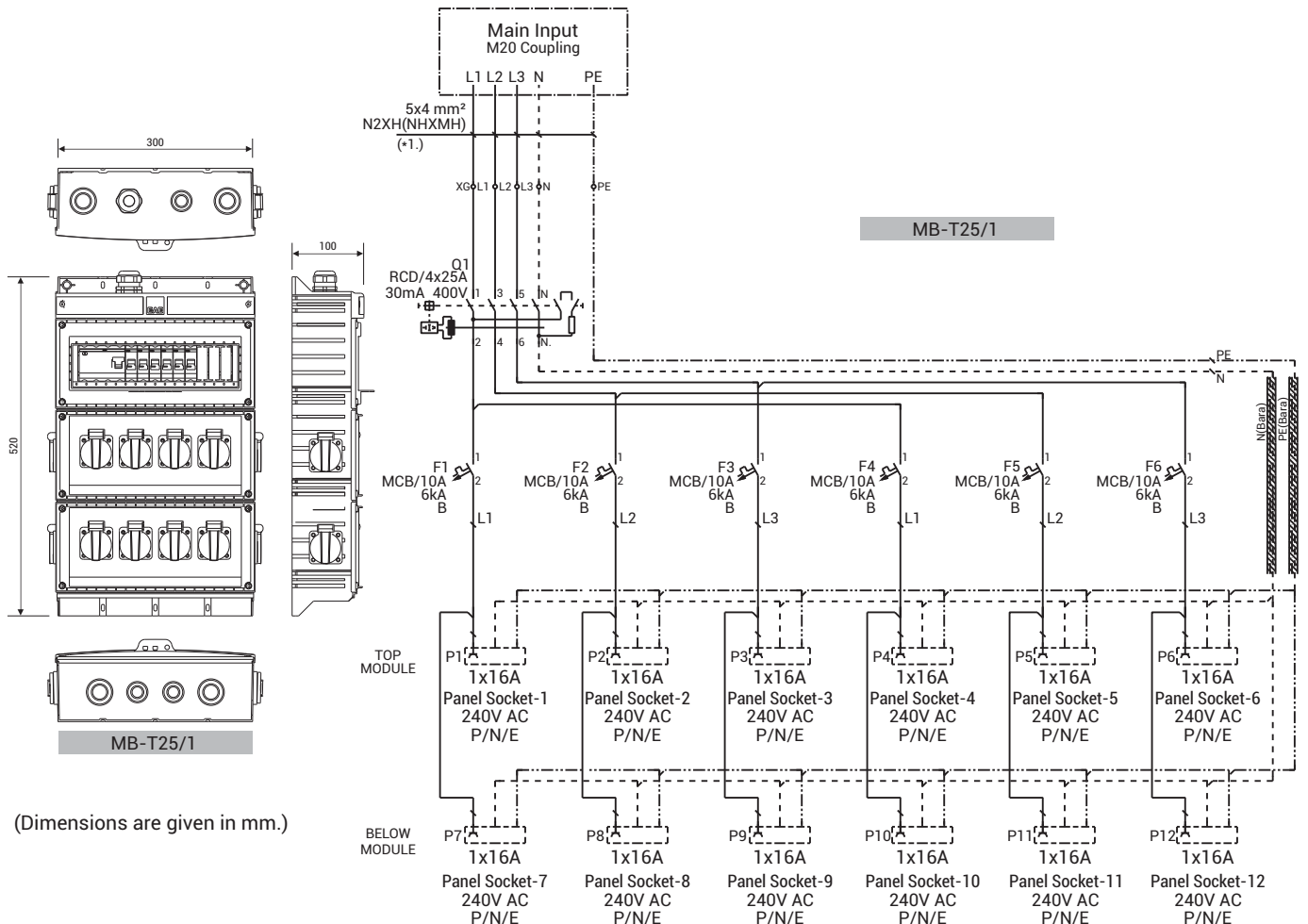
► Receptacle Combinations – Socket Mounted (Including Components and Cabling)

Operating Voltage:	: 230/400V AC
Maximum Current	: 25A
Box	: Plastic (ABS), Modular structure, IP44
Dimensions	: Indicated on the table
Sockets	: 16A, 240-250/415V AC, Covered Type Panel complying with CEE Norm Machinery sockets.
Cable Inlet	: 4 knock out slots for both at the Top and Bottom; 2 pcs. M20, 2 pcs. M25, 2 pcs. M32, 2 pcs. M40 convenient for M40 Coupling.
Supply Cable Diameter	: N2XH or NHXMH type cable is recommended on cross-sections stated on single line diagrams.
Components Area	: 13 modules are designed as with breakable plate and transparent cover for Residual Current Circuit Breaker (RCD) and Miniature Circuit Breaker (MCB). DIN Rail is available with the module. Padlock can be fitted.
Neutral and Earth	: Designed Neutral (N) and Earth (PE) conductors are busbars. Connecting terminals are available on it.



Product	Sockets	RCD 30mA	Circuit Breaker	Coupling	Dimensions (HxWxD) (mm)	Weight (kg/pc)	Order Code
MB-T25/1	12 pcs. 1x16A P+N+E	4x25A	1P 6 pcs. 10A/B, 6kA	M20	520x300x100	3,570	3113904

NOTE: Unless stated otherwise, Schuko type socket outlets, (1x16A, P+N+E) are manufactured as German type grounded sockets.



(Dimensions are given in mm.)

■ Supply cable is for recommendation purposes and not within the scope. Cable type and cross-section should be determined by taking into consideration the voltage drop, temperature and short circuit calculations.

■ Receptacle combinations are manufactured with an option of "bottom cover -1" as a standard.

►► SOCKET COMBINATION and MCB BOXES

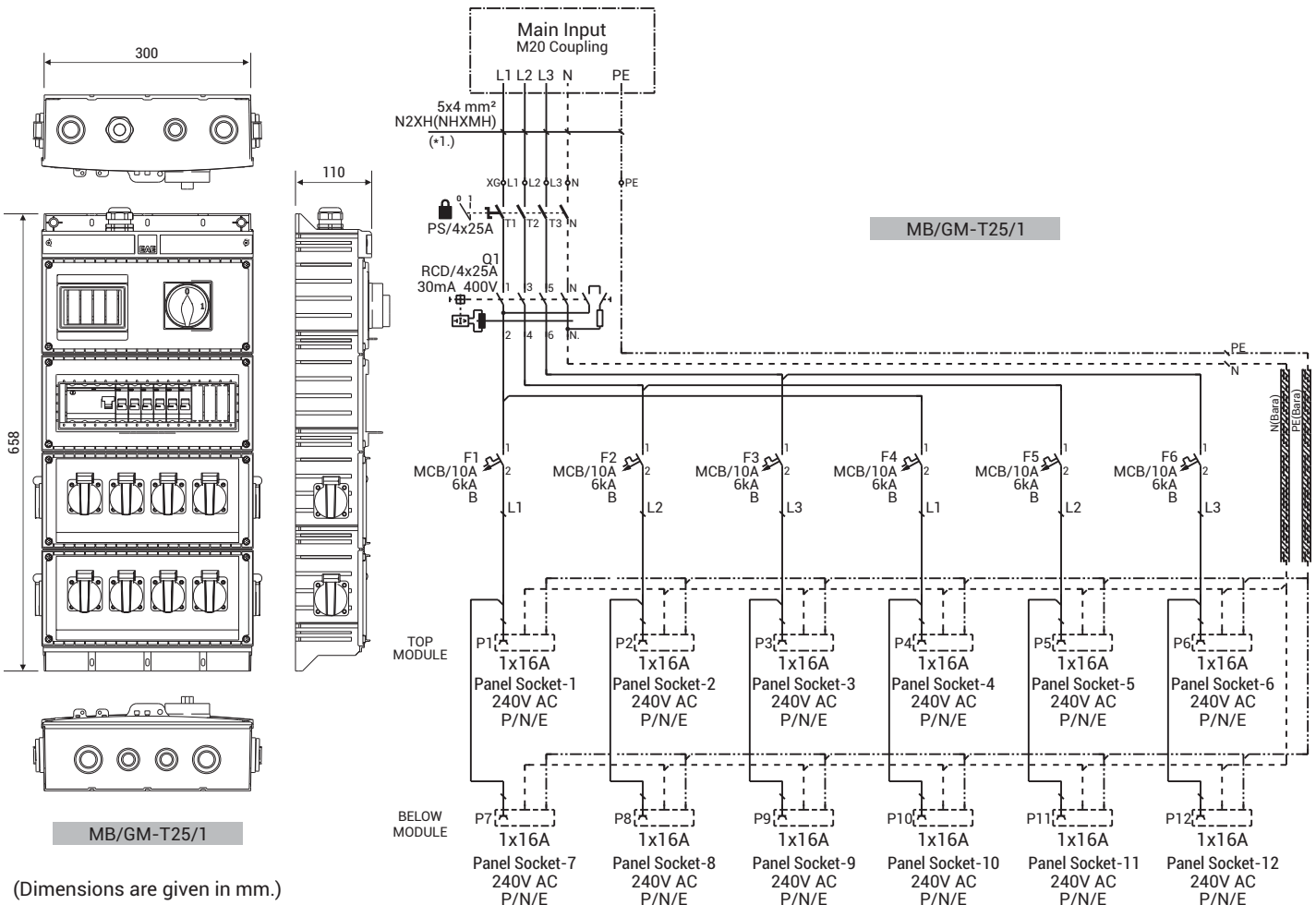
► Receptacle Combinations – Input Module and Socket Mounted (Including Components and Cabling)

- Operating Voltage:** : 230/400V AC
- Maximum Current** : 25A
- Box** : Plastic (ABS), Modular structure, IP44
- Dimensions** : H: 658mm, W: 300mm, D: 110mm
- Sockets** : 16A, 240-250V AC, Covered Type Panel complying with CEE Norm Machinery sockets.
- Cable Inlet** : 4 knock out slots for both at the Top and Bottom;
2 pcs. M20, 2 pcs. M25, 2 pcs. M32, 2 pcs. Convenient for M40 Coupling.
- Supply Cable Diameter** : N2XH or NHXMH type cable is recommended on cross-sections stated on single line diagrams.
- Components Area** : 13 modules are designed as with breakable plate and transparent cover for Residual Current Circuit Breaker (RCD) and Miniature Circuit Breaker (MCB). DIN Rail is available with the module. Padlock can be fitted.
- Input Module With Main Switch:** The neutral switch and padlock plug in safety switch are of standard, and when required; 4 modules suitable for the use of the main miniature circuit breaker (MCB) or cartridge fuse (aM), along with a frangible plate, a transparent cover compartment and a DIN rail are available.
- Neutral and Earth** : Designed Neutral (N) and Earth (PE) conductors are busbars. Connecting terminals are available on it.



Product	Sockets	RCD 30mA	Circuit Breaker	Safety Switch	Coupling	Weight (kg/pc)	Order Code
MB/GM-T25/1	12 pcs. 1x16A P+N+E	4x25A	1P 6 pcs. 10A/B, 6kA	4P 4x25A, 0-1	M20	4,640	3137470

NOTE: Usage of the Cartridge Fuse (aM) slot or Miniature Circuit Breaker (MCB) in the Input Module is optional and not internally included. Unless stated otherwise, Schuko type socket outlets, (1x16A, P+N+E) are manufactured as German type grounded sockets



■ Supply cable is for recommendation purposes and not within the scope. Cable type and cross-section should be determined by taking into consideration the voltage drop, temperature and short circuit calculations.

■ Receptacle combinations are manufactured with an option of "bottom cover -1" as a standard.

►► RECEPTACLE COMBINATIONS and MCB DISTRIBUTION BOXES

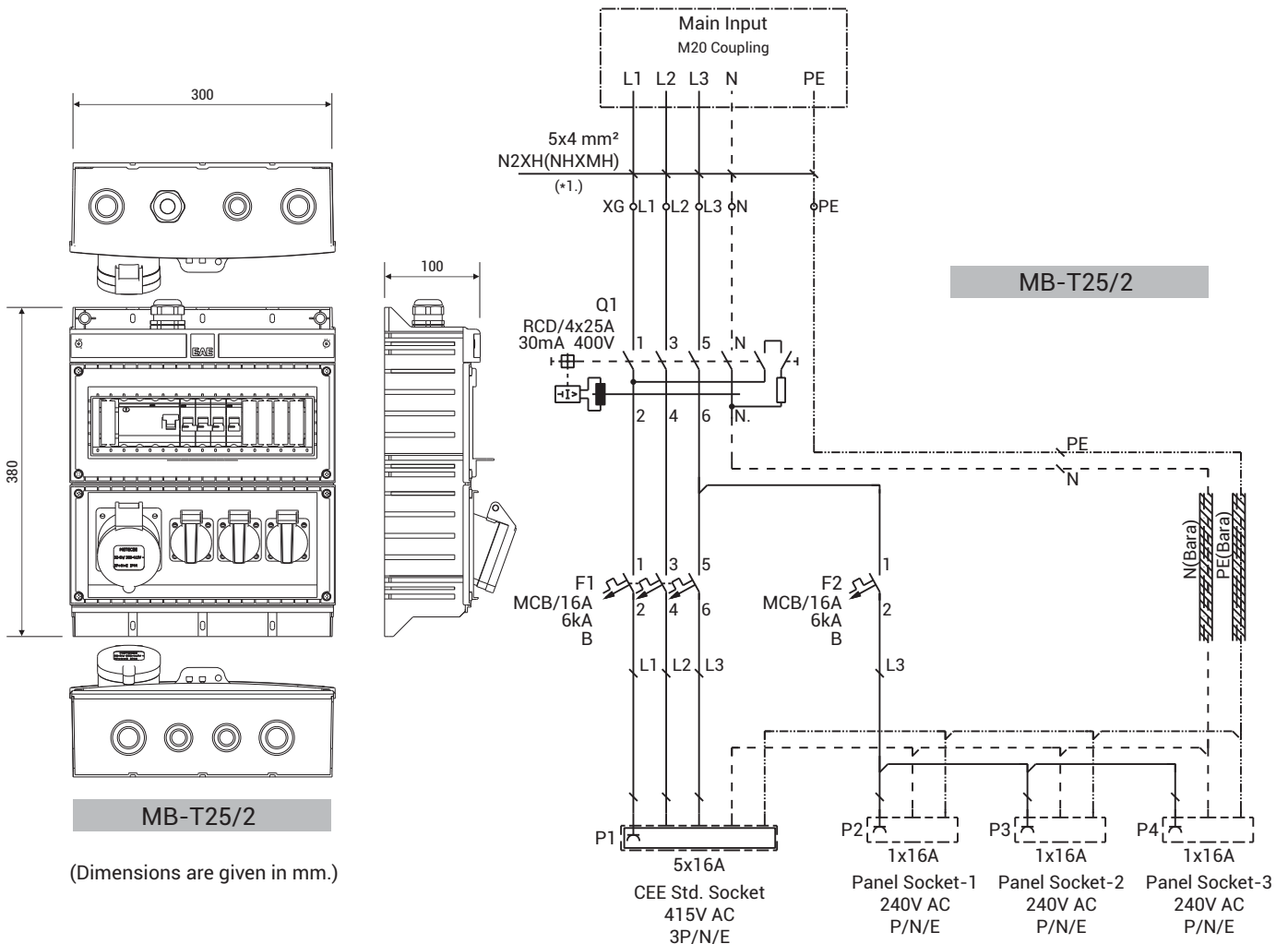
► Receptacle Combinations – Socket Mounted (Including Components and Cabling)

Operating Voltage:	: 230/400V AC
Maximum Current	: 25A
Box	: Plastic (ABS), Modular structure, IP44
Dimensions	: Indicated on the table
Sockets	: 16A, 240-250/415V AC, Covered Type Panel complying with CEE Norm Machinery sockets.
Cable Inlet	: 4 knock out slots for both at the Top and Bottom; 2 pcs. M20, 2 pcs. M25, 2 pcs. M32, 2 pcs. M40 convenient for M40 Coupling.
Supply Cable Diameter	: N2XH or NHXMH type cable is recommended on cross-sections stated on single line diagrams.
Components Area	: 13 modules are designed as with breakable plate and transparent cover for Residual Current Circuit Breaker (RCD) and Miniature Circuit Breaker (MCB). DIN Rail is available with the module. Padlock can be fitted.
Neutral and Earth	: Designed Neutral (N) and Earth (PE) conductors are busbars. Connecting terminals are available on it.



Product	Sockets	RCD 30mA	Circuit Breaker	Coupling	Dimensions (HxWxD) (mm)	Weight (kg/pc)	Order Code
MB-T25/2	3 pcs. 1x16A P+N+E 1 pc. 5x16A 3P+N+E	4x25A	1P 3P 1 pc. 16A/B, 6kA 1 pc. 16A/B, 6kA	M20	380x300x100	2,700	3113903

NOTE: Unless stated otherwise, Schuko type socket outlets, (1x16A, P+N+E) are manufactured as German type grounded sockets.



(Dimensions are given in mm.)

■ Supply cable is for recommendation purposes and not within the scope. Cable type and cross-section should be determined by taking into consideration the voltage drop, temperature and short circuit calculations.

■ Receptacle combinations are manufactured with an option of "bottom cover -1" as a standard.

►► RECEPTACLE COMBINATIONS and MCB DISTRIBUTION BOXES

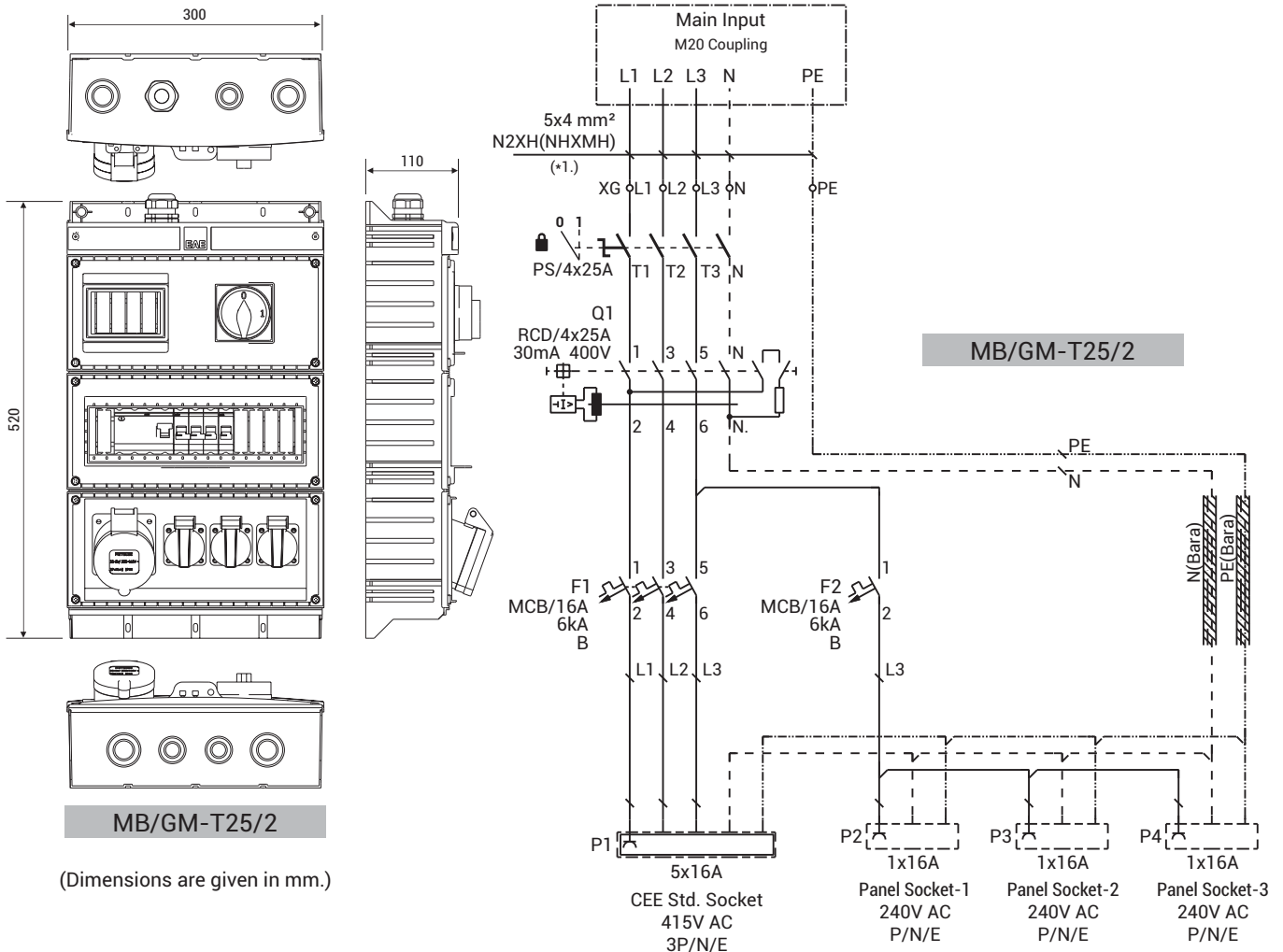
► Receptacle Combinations – Input Module and Socket Mounted (Including Components and Cabling)

- Operating Voltage:** : 230/400V AC
- Maximum Current** : 25A
- Box** : Plastic (ABS), Modular structure, IP44
- Dimensions** : H: 520mm, W: 300mm, D: 110mm
- Sockets** : 16A, 240-250V AC, Covered Type Panel complying with CEE Norm Machinery sockets.
- Cable Inlet** : 4 knock out slots for both at the Top and Bottom;
2 pcs. M20, 2 pcs. M25, 2 pcs. M32, 2 pcs. Convenient for M40 Coupling.
- Supply Cable Diameter** : N2XH or NHXMH type cable is recommended on cross-sections stated on single line diagrams.
- Components Area** : 13 modules are designed as with breakable plate and transparent cover for Residual Current Circuit Breaker (RCD) and Miniature Circuit Breaker (MCB). DIN Rail is available with the module. Padlock can be fitted.
- Input Module With Main Switch:** The neutral switch and padlock plug in safety switch are of standard, and when required; 4 modules suitable for the use of the main miniature circuit breaker (MCB) or cartridge fuse (aM), along with a breakable plate, a transparent cover compartment and a DIN rail are available.
- Neutral and Earth** : Designed Neutral (N) and Earth (PE) conductors are busbars. Connecting terminals are available on it.



Product	Sockets	RCD 30mA	Circuit Breaker	Safety Switch	Coupling	Weight (kg/pc)	Order Code
MB/GM-T25/2	3 pcs. 1x16A P+N+E 1 pc. 5x16A 3P+N+E	4x25A	1P 3P 1 pc. 16A/B, 6kA 1 pc. 16A/B, 6kA	4P 4x25A, 0-1	M20	3,770	3137469

NOTE: Usage of the Cartridge Fuse (aM) slot or Miniature Circuit Breaker (MCB) in the Input Module is optional and not internally included. Unless stated otherwise, Schuko type socket outlets, (1x16A, P+N+E) are manufactured as German type grounded sockets.



■ Supply cable is for recommendation purposes and not within the scope. Cable type and cross-section should be determined by taking into consideration the voltage drop, temperature and short circuit calculations.

■ Receptacle combinations are manufactured with an option of "bottom cover -1" as a standard.

►► RECEPTACLE COMBINATIONS and MCB DISTRIBUTION BOXES

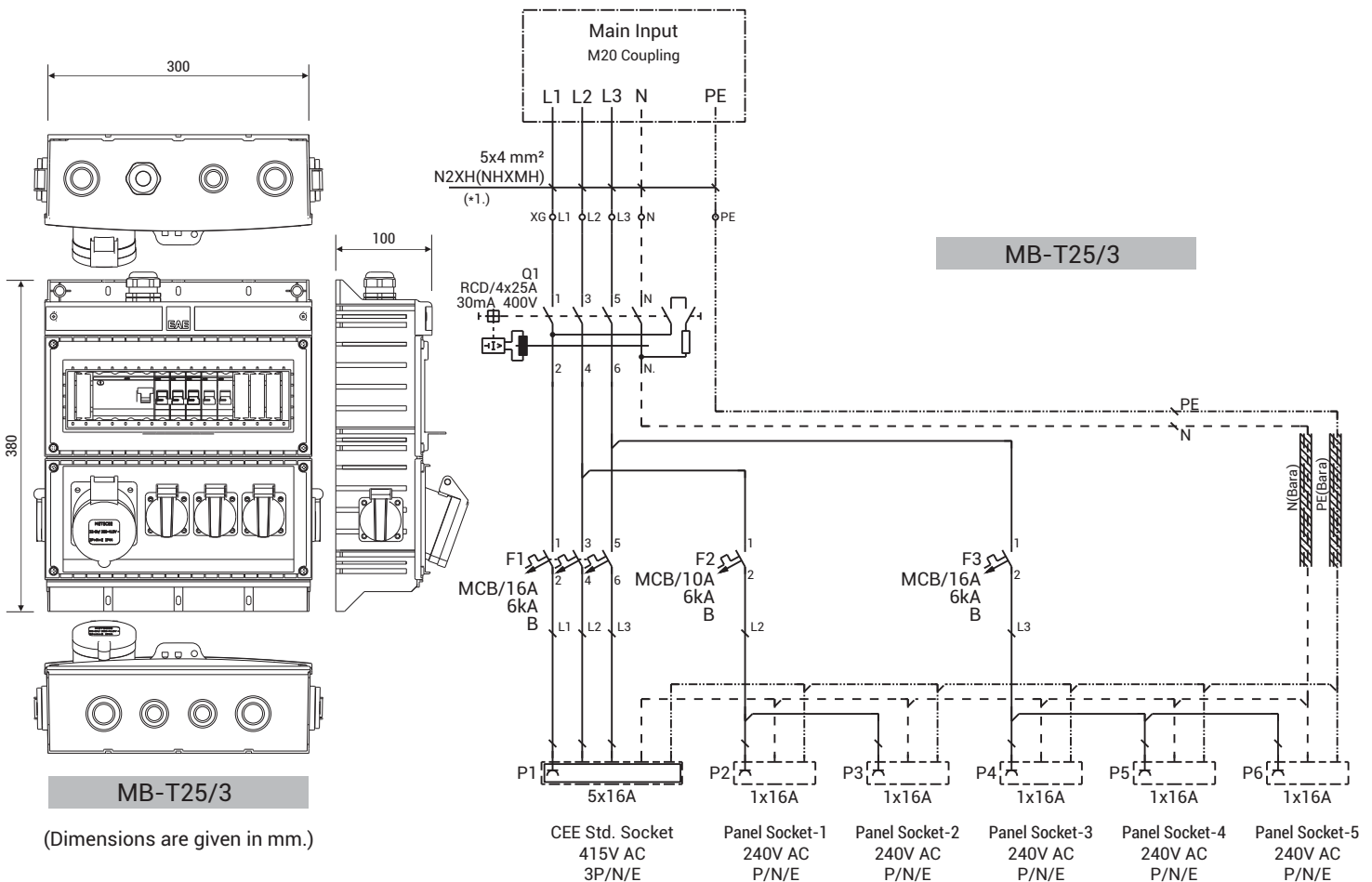
► Receptacle Combinations – Socket Mounted (Including Components and Cabling)

Operating Voltage:	: 230/400V AC
Maximum Current	: 25A
Box	: Plastic (ABS), Modular structure, IP44
Dimensions	: Indicated on the table
Sockets	: 16A, 240-250/415V AC, Covered Type Panel complying with CEE Norm Machinery sockets.
Cable Inlet	: 4 knock out slots for both at the Top and Bottom; 2 pcs. M20, 2 pcs. M25, 2 pcs. M32, 2 pcs. Convenient for M40 Coupling.
Supply Cable Diameter	: N2XH or NHXMH type cable is recommended on cross-sections stated on single line diagrams.
Components Area	: 13 modules are designed as with breakable plate and transparent cover for Residual Current Circuit Breaker (RCD) and Miniature Circuit Breaker (MCB). DIN Rail is available with the module. Padlock can be fitted.
Neutral and Earth	: Designed Neutral (N) and Earth (PE) conductors are busbars. Connecting terminals are available on it.



Product	Sockets	RCD 30mA	Circuit Breaker	Coupling	Dimensions (HxWxD) (mm)	Weight (kg/pc)	Order Code	
MB-T25/3	5 pcs. 1x16A P+N+E 1 pc. 5x16A 3P+N+E	4x25A	1P 1P 3P	1 pc. 10A/B, 6kA 1 pc. 16A/B, 6kA 1 pc. 16A/B, 6kA	M20	380x300x100	2,875	3113907

NOTE: Unless stated otherwise, Schuko type socket outlets, (1x16A, P+N+E) are manufactured as German type grounded sockets.



■ Supply cable is for recommendation purposes and not within the scope. Cable type and cross-section should be determined by taking into consideration the voltage drop, temperature and short circuit calculations.

■ Receptacle combinations are manufactured with an option of "bottom cover -1" as a standard.

►► RECEPTACLE COMBINATIONS and MCB DISTRIBUTION BOXES

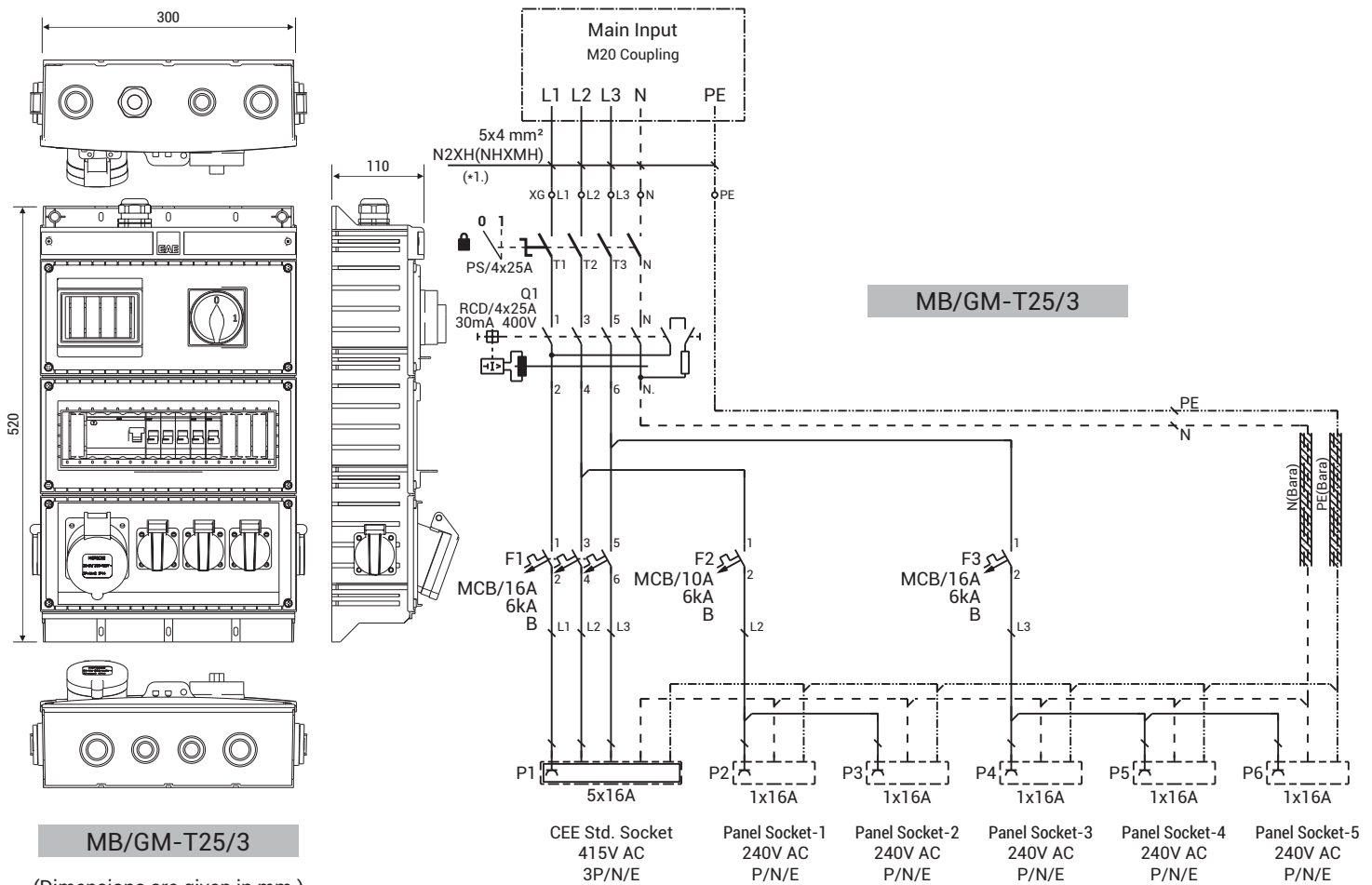
► Receptacle Combinations – Input Module and Socket Mounted (Including Components and Cabling)

- Operating Voltage:** : 230/400V AC
- Maximum Current** : 25A
- Box** : Plastic (ABS), Modular structure, IP44
- Dimensions** : H: 520mm, W: 300mm, D: 110mm
- Sockets** : 16A, 240-250V AC, Covered Type Panel complying with CEE Norm Machinery sockets.
- Cable Inlet** : 4 knock out slots for both at the Top and Bottom;
2 pcs. M20, 2 pcs. M25, 2 pcs. M32, 2 pcs. Convenient for M40 Coupling.
- Supply Cable Diameter** : N2XH or NHXMH type cable is recommended on cross-sections stated on single line diagrams.
- Components Area** : 13 modules are designed as with breakable plate and transparent cover for Residual Current Circuit Breaker (RCD) and Miniature Circuit Breaker (MCB). DIN Rail is available with the module. Padlock can be fitted.
- Input Module With Main Switch:** The neutral switch and padlock plug in safety switch are of standard, and when required; 4 modules suitable for the use of the main miniature circuit breaker (MCB) or cartridge fuse (aM), along with a breakable plate, a transparent cover compartment and a DIN rail are available.
- Neutral and Earth** : Designed Neutral (N) and Earth (PE) conductors are busbars. Connecting terminals are available on it.



Product	Sockets	RCD 30mA	Circuit Breaker	Safety Switch	Coupling	Weight (kg/pc)	Order Code
MB/GM-T25/3	5 pcs. 1x16A P+N+E 1 pc. 5x16A 3P+N+E	4x25A	1P 1P 3P 1 pc. 10A/B, 6kA 1 pc. 16A/B, 6kA 1 pc. 16A/B, 6kA	4P 4x25A, 0-1	M20	3,950	3137471

NOTE: Usage of the Cartridge Fuse (aM) slot or Miniature Circuit Breaker (MCB) in the Input Module is optional and not internally included. Unless stated otherwise, Schuko type socket outlets, (1x16A, P+N+E) are manufactured as German type grounded sockets.



MB/GM-T25/3

(Dimensions are given in mm.)

■ Supply cable is for recommendation purposes and not within the scope. Cable type and cross-section should be determined by taking into consideration the voltage drop, temperature and short circuit calculations.

■ Receptacle combinations are manufactured with an option of "bottom cover -1" as a standard.

►► RECEPTACLE COMBINATIONS and MCB DISTRIBUTION BOXES

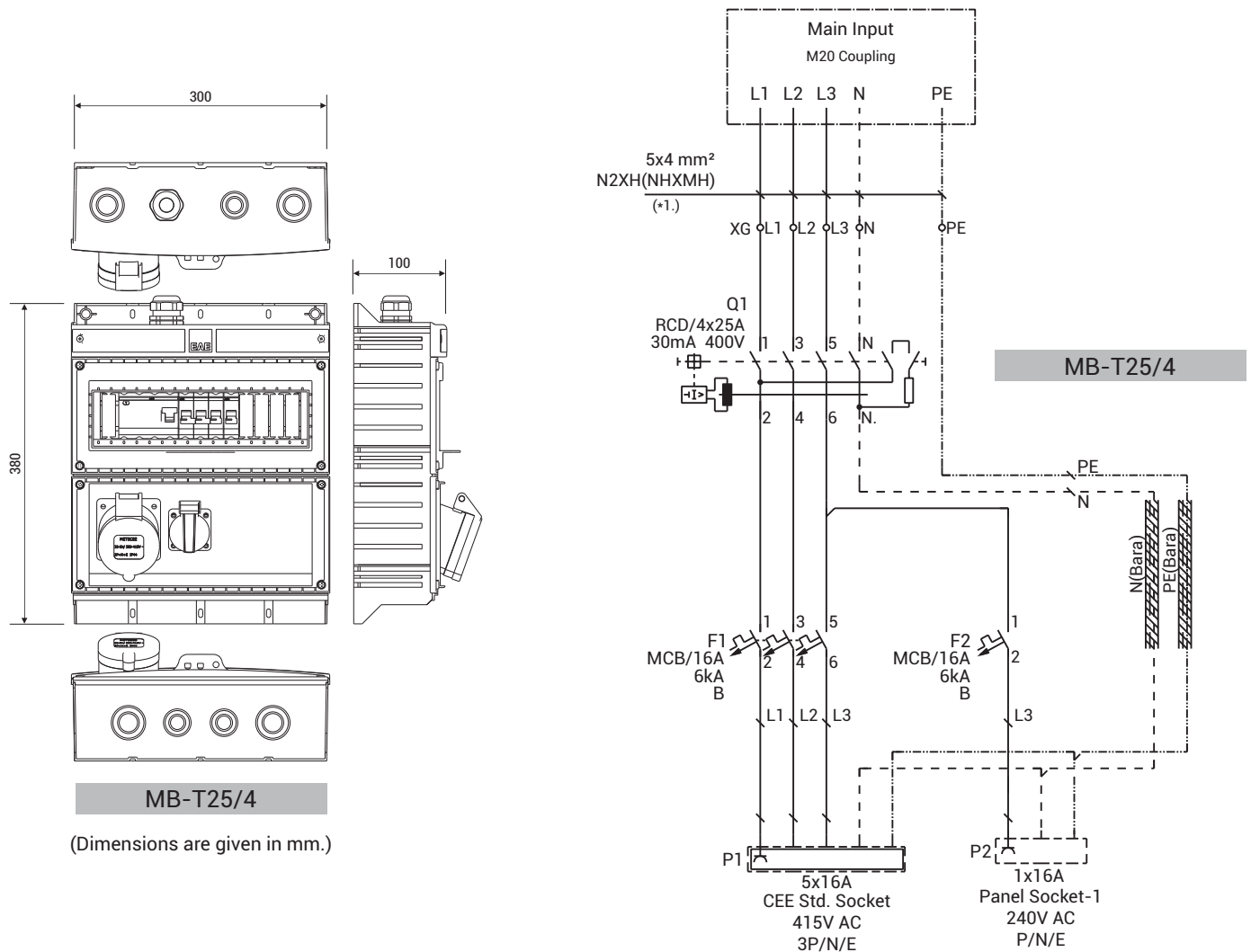
► Receptacle Combinations – Socket Mounted (Including Components and Cabling)

Operating Voltage:	: 230/400V AC
Maximum Current	: 25A
Box	: Plastic (ABS), Modular structure, IP44
Dimensions	: Indicated on the table
Sockets	: 16A, 240-250/415V AC, Covered Type Panel complying with CEE Norm Machinery sockets.
Cable Inlet	: 4 knock out slots for both at the Top and Bottom; 2 pcs. M20, 2 pcs. M25, 2 pcs. M32, 2 pcs. Convenient for M40 Coupling.
Supply Cable Diameter	: N2XH or NHXMH type cable is recommended on cross-sections stated on single line diagrams.
Components Area	: 13 modules are designed as with breakable plate and transparent cover for Residual Current Circuit Breaker (RCD) and Miniature Circuit Breaker (MCB). DIN Rail is available with the module. Padlock can be fitted.
Neutral and Earth	: Designed Neutral (N) and Earth (PE) conductors are busbars. Connecting terminals are available on it.



Product	Sockets	RCD 30mA	Circuit Breaker	Coupling	Dimensions (HxWxD) (mm)	Weight (kg/pc)	Order Code
MB-T25/4	1 pc. 5x16A 3P+N+E 1 pc. 1x16A P+N+E	4x25A	3P 1P 1 pc. 16A/B, 6kA 1 pc. 16A/B, 6kA	M20	380x300x100	2,545	3121439

NOTE: Unless stated otherwise, Schuko type socket outlets, (1x16A, P+N+E) are manufactured as German type grounded sockets.



■ Supply cable is for recommendation purposes and not within the scope. Cable type and cross-section should be determined by taking into consideration the voltage drop, temperature and short circuit calculations.

■ Receptacle combinations are manufactured with an option of "bottom cover -1" as a standard.

►► RECEPTACLE COMBINATIONS and MCB DISTRIBUTION BOXES

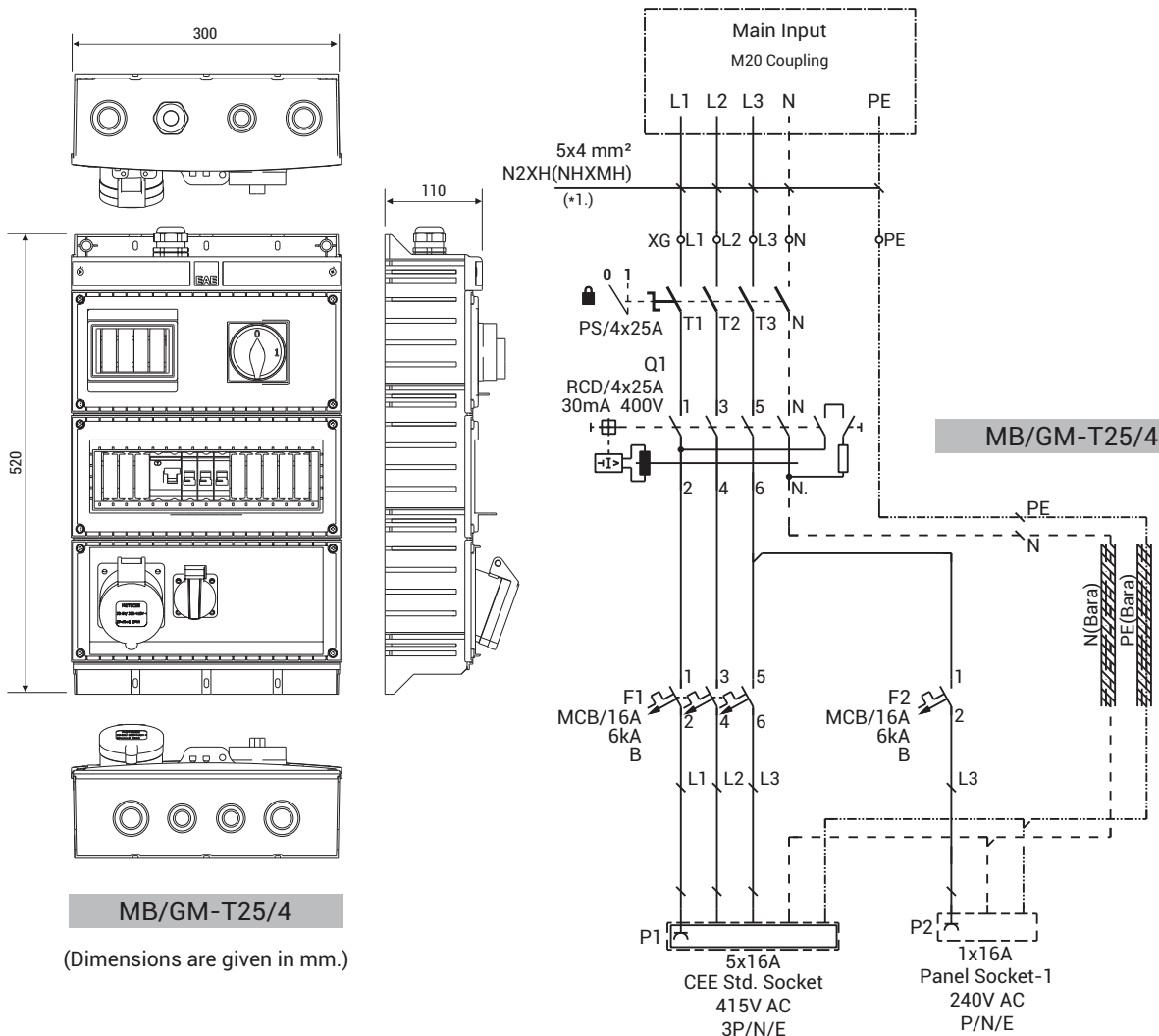
► Receptacle Combinations – Input Module and Socket Mounted (Including Components and Cabling)

- Operating Voltage:** : 230/400V AC
- Maximum Current** : 25A
- Box** : Plastic (ABS), Modular structure, IP44
- Dimensions** : H: 520mm, W: 300mm, D: 110mm
- Sockets** : 16A, 240-250V AC, Covered Type Panel complying with CEE Norm Machinery sockets.
- Cable Inlet** : 4 knock out slots for both at the Top and Bottom;
2 pcs. M20, 2 pcs. M25, 2 pcs. M32, 2 pcs. Convenient for M40 Coupling.
- Supply Cable Diameter** : N2XH or NHXMH type cable is recommended on cross-sections stated on single line diagrams.
- Components Area** : 13 modules are designed as with breakable plate and transparent cover for Residual Current Circuit Breaker (RCD) and Miniature Circuit Breaker (MCB). DIN Rail is available with the module. Padlock can be fitted.
- Input Module With Main Switch:** The neutral switch and padlock plug in safety switch are of standard, and when required; 4 modules suitable for the use of the main miniature circuit breaker (MCB) or cartridge fuse (aM), along with a breakable plate, a transparent cover compartment and a DIN rail are available.
- Neutral and Earth** : Designed Neutral (N) and Earth (PE) conductors are busbars. Connecting terminals are available on it.



Product	Sockets	RCD 30mA	Circuit Breaker	Safety Switch	Coupling	Weight (kg/pc)	Order Code
MB/GM-T25/4	1 pc. 5x16A 3P+N+E 1 pc. 1x16A P+N+E	4x25A	3P 1P 1 pc. 16A/B, 6kA 1 pc. 16A/B, 6kA	4P 4x25A, 0-1	M20	3,620	3137472

NOTE: Usage of the Cartridge Fuse (aM) slot or Miniature Circuit Breaker (MCB) in the Input Module is optional and not internally included. Unless stated otherwise, Schuko type socket outlets, (1x16A, P+N+E) are manufactured as German type grounded sockets.



MB/GM-T25/4
(Dimensions are given in mm.)

- Supply cable is for recommendation purposes and not within the scope. Cable type and cross-section should be determined by taking into consideration the voltage drop, temperature and short circuit calculations.
- Receptacle combinations are manufactured with an option of "bottom cover -1" as a standard.

►► RECEPTACLE COMBINATIONS and MCB DISTRIBUTION BOXES

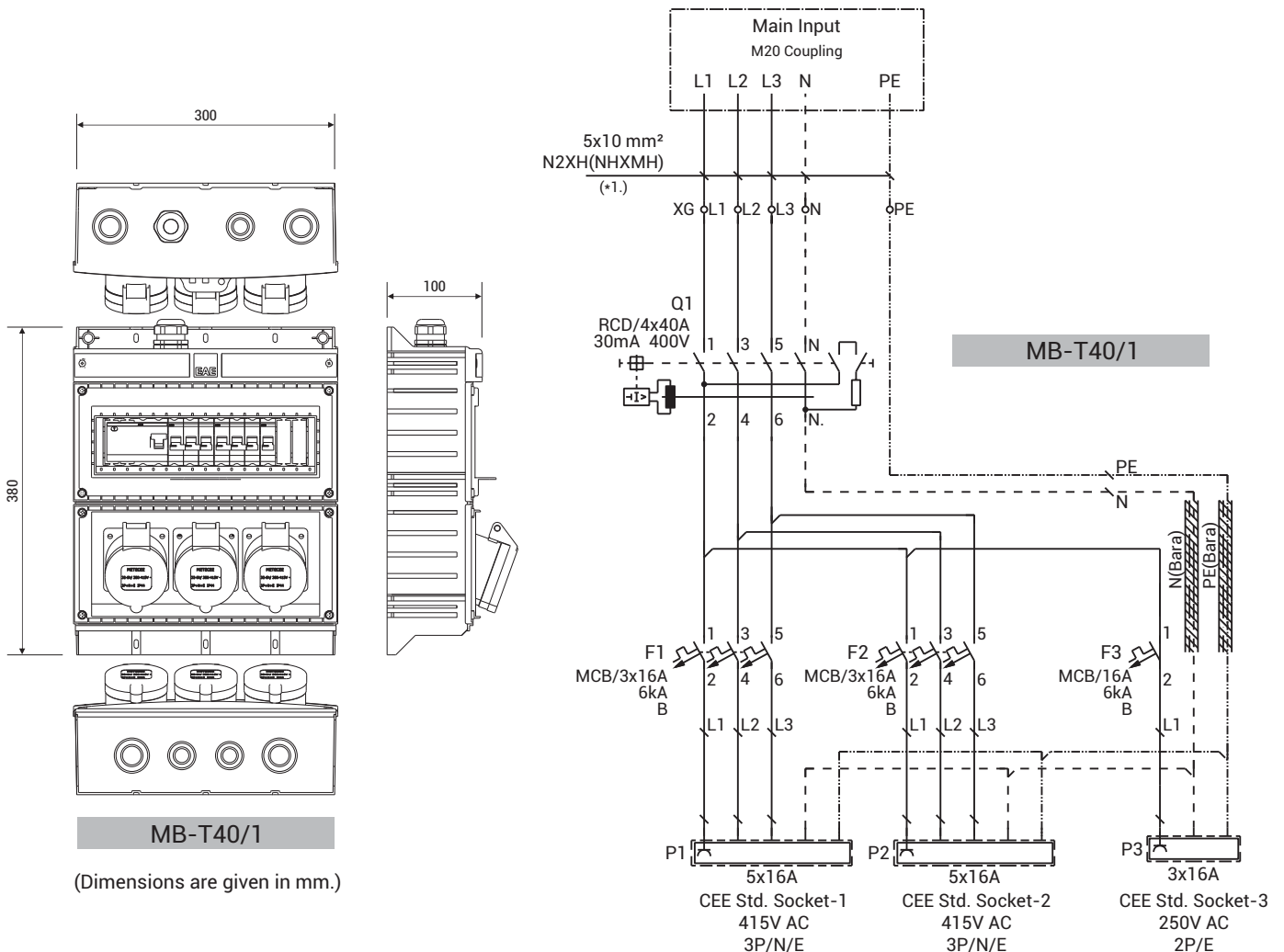
► Receptacle Combinations – Socket Mounted (Including Components and Cabling)

Operating Voltage:	: 230/400V AC
Maximum Current	: 40A
Box	: Plastic (ABS), Modular structure, IP44
Dimensions	: Indicated on the table
Sockets	: 16A, 240-250/415V AC, Covered Type Panel complying with CEE Norm Machinery sockets.
Cable Inlet	: 4 knock out slots for both at the Top and Bottom; 2 pcs. M20, 2 pcs. M25, 2 pcs. M32, 2 pcs. Convenient for M40 Coupling.
Supply Cable Diameter	: N2XH or NHXMH type cable is recommended on cross-sections stated on single line diagrams.
Components Area	: 13 modules are designed as with breakable plate and transparent cover for Residual Current Circuit Breaker (RCD) and Miniature Circuit Breaker (MCB). DIN Rail is available with the module. Padlock can be fitted.
Neutral and Earth	: Designed Neutral (N) and Earth (PE) conductors are busbars. Connecting terminals are available on it.



Product	Sockets	RCD 30mA	Circuit Breaker	Coupling	Dimensions (HxWxD) (mm)	Weight (kg/pc)	Order Code
MB-T40/1	1 pc. 3x16A 2P+E 2 pcs. 5x16A 3P+N+E	4x40A	1P 3P 1 pc. 16A/B, 6kA 2 pcs. 16A/B, 6kA	M25	380x300x100	2,885	3113908

NOTE: Unless stated otherwise, Schuko type socket outlets, (1x16A, P+N+E) are manufactured as German type grounded sockets.



■ Supply cable is for recommendation purposes and not within the scope. Cable type and cross-section should be determined by taking into consideration the voltage drop, temperature and short circuit calculations.

■ Receptacle combinations are manufactured with an option of "bottom cover -1" as a standard.

►► RECEPTACLE COMBINATIONS and MCB DISTRIBUTION BOXES

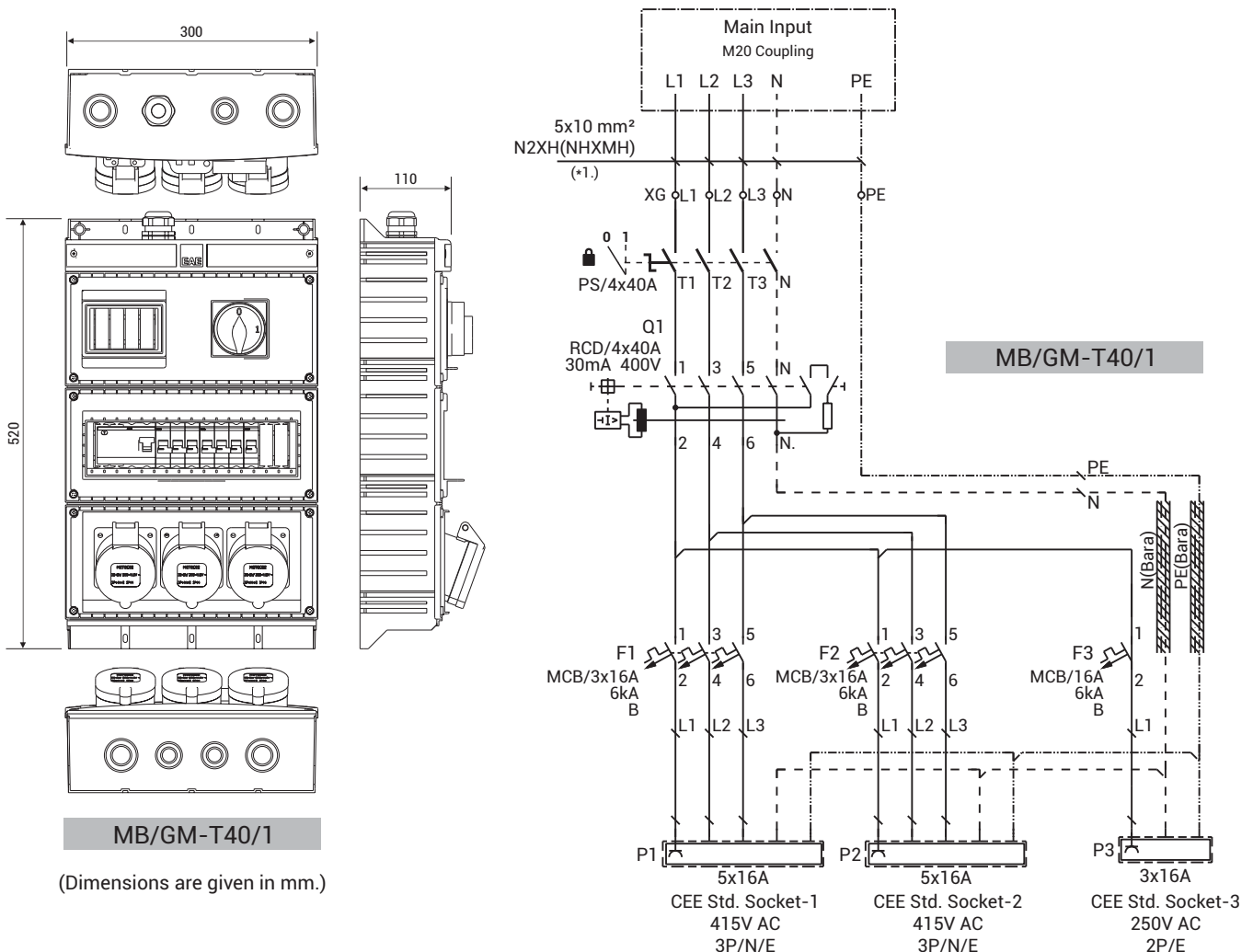
► Receptacle Combinations – Input Module and Socket Mounted (Including Components and Cabling)

- Operating Voltage:** : 230/400V AC
- Maximum Current** : 40A
- Box** : Plastic (ABS), Modular structure, IP44
- Dimensions** : H: 520mm, W: 300mm, D: 110mm
- Sockets** : 16A, 240-250V AC, Covered Type Panel complying with CEE Norm Machinery sockets.
- Cable Inlet** : 4 knock out slots for both at the Top and Bottom;
2 pcs. M20, 2 pcs. M25, 2 pcs. M32, 2 pcs. Convenient for M40 Coupling.
- Supply Cable Diameter** : N2XH or NHXMH type cable is recommended on cross-sections stated on single line diagrams.
- Components Area** : 13 modules are designed as with breakable plate and transparent cover for Residual Current Circuit Breaker (RCD) and Miniature Circuit Breaker (MCB). DIN Rail is available with the module. Padlock can be fitted.
- Input Module With Main Switch:** The neutral switch and padlock plug in safety switch are of standard, and when required; 4 modules suitable for the use of the main miniature circuit breaker (MCB) or cartridge fuse (aM), along with a breakable plate, a transparent cover compartment and a DIN rail are available.
- Neutral and Earth** : Designed Neutral (N) and Earth (PE) conductors are busbars. Connecting terminals are available on it.



Product	Sockets	RCD 30mA	Circuit Breaker	Safety Switch	Coupling	Weight (kg/pc)	Order Code		
MB/GM-T40/1	1 pc. 3x16A 2P+E 2 pcs. 5x16A 3P+N+E	4x40A	1P 3P	1 pc. 16A/B, 6kA 2 pcs. 16A/B, 6kA	4P	4x40A, 0-1	M25	2,885	3137473

NOTE: Usage of the Cartridge Fuse (aM) slot or Miniature Circuit Breaker (MCB) in the Input Module is optional and not internally included. Unless stated otherwise, Schuko type socket outlets, (1x16A, P+N+E) are manufactured as German type grounded sockets.



■ Supply cable is for recommendation purposes and not within the scope. Cable type and cross-section should be determined by taking into consideration the voltage drop, temperature and short circuit calculations.

■ Receptacle combinations are manufactured with an option of "bottom cover -1" as a standard.

►► RECEPTACLE COMBINATIONS and MCB DISTRIBUTION BOXES

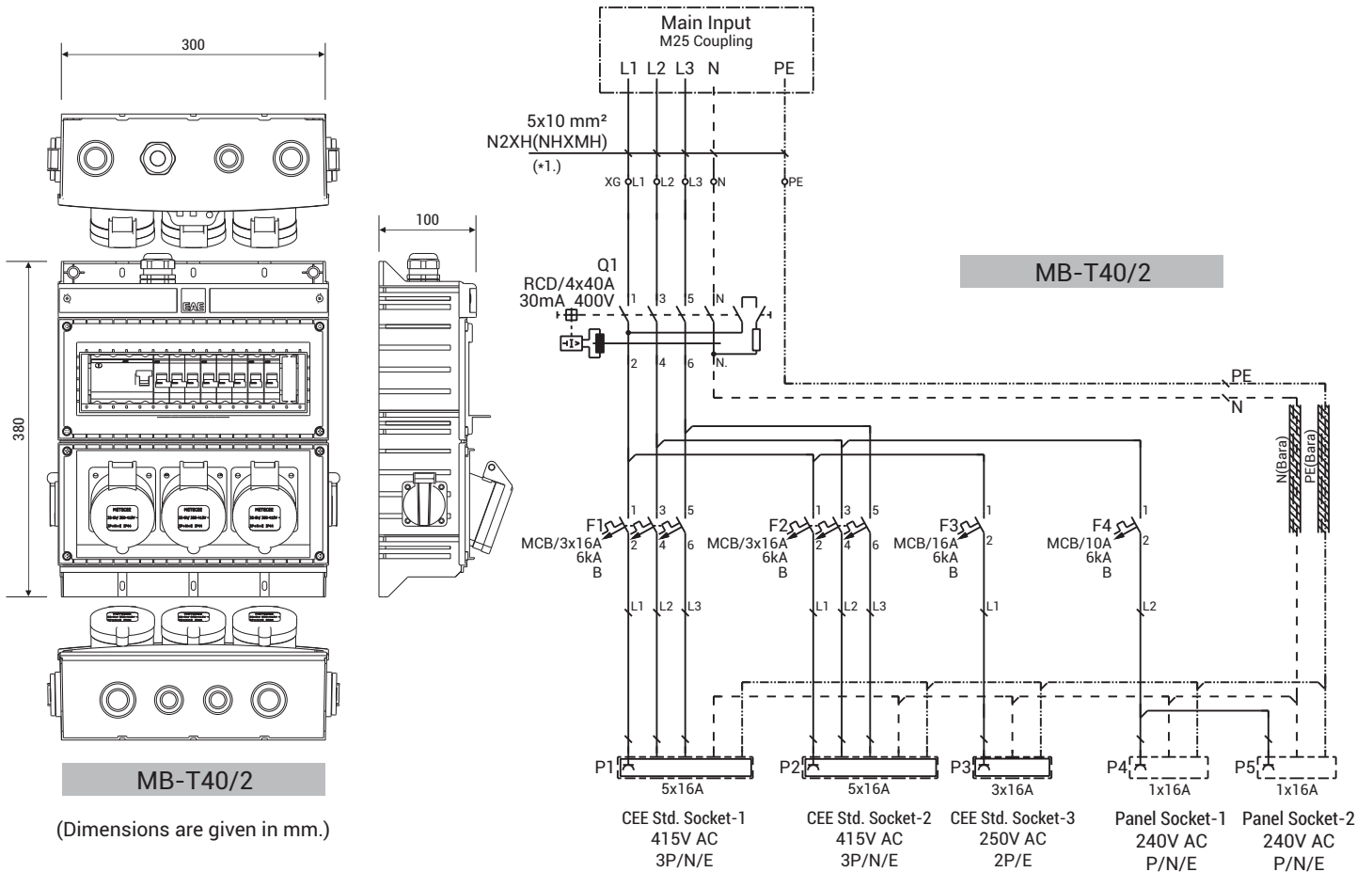
► Receptacle Combinations – Socket Mounted (Including Components and Cabling)

Operating Voltage:	: 230/400V AC
Maximum Current	: 40A
Box	: Plastic (ABS), Modular structure, IP44
Dimensions	: Indicated on the table
Sockets	: 16A, 240-250/415V AC, Covered Type Panel complying with CEE Norm Machinery sockets.
Cable Inlet	: 4 knock out slots for both at the Top and Bottom; 2 pcs. M20, 2 pcs. M25, 2 pcs. M32, 2 pcs. Convenient for M40 Coupling.
Supply Cable Diameter	: N2XH or NHXMH type cable is recommended on cross-sections stated on single line diagrams.
Components Area	: 13 modules are designed as with breakable plate and transparent cover for Residual Current Circuit Breaker (RCD) and Miniature Circuit Breaker (MCB). DIN Rail is available with the module. Padlock can be fitted.
Neutral and Earth	: Designed Neutral (N) and Earth (PE) conductors are busbars. Connecting terminals are available on it.



Product	Sockets	RCD 30mA	Circuit Breaker	Coupling	Dimensions (HxWxD) (mm)	Weight (kg/pc)	Order Code
MB-T40/2	1 pc. 3x16A 2P+E 2 pcs. 5x16A 3P+N+E 2 pcs. 1x16A P+N+E	4x40A	1P 3P 1P	M25	380x300x100	3,320	3113909

NOTE: Unless stated otherwise, Schuko type socket outlets, (1x16A, P+N+E) are manufactured as German type grounded sockets.



■ Supply cable is for recommendation purposes and not within the scope. Cable type and cross-section should be determined by taking into consideration the voltage drop, temperature and short circuit calculations.

■ Receptacle combinations are manufactured with an option of "bottom cover -1" as a standard.

►► RECEPTACLE COMBINATIONS and MCB DISTRIBUTION BOXES

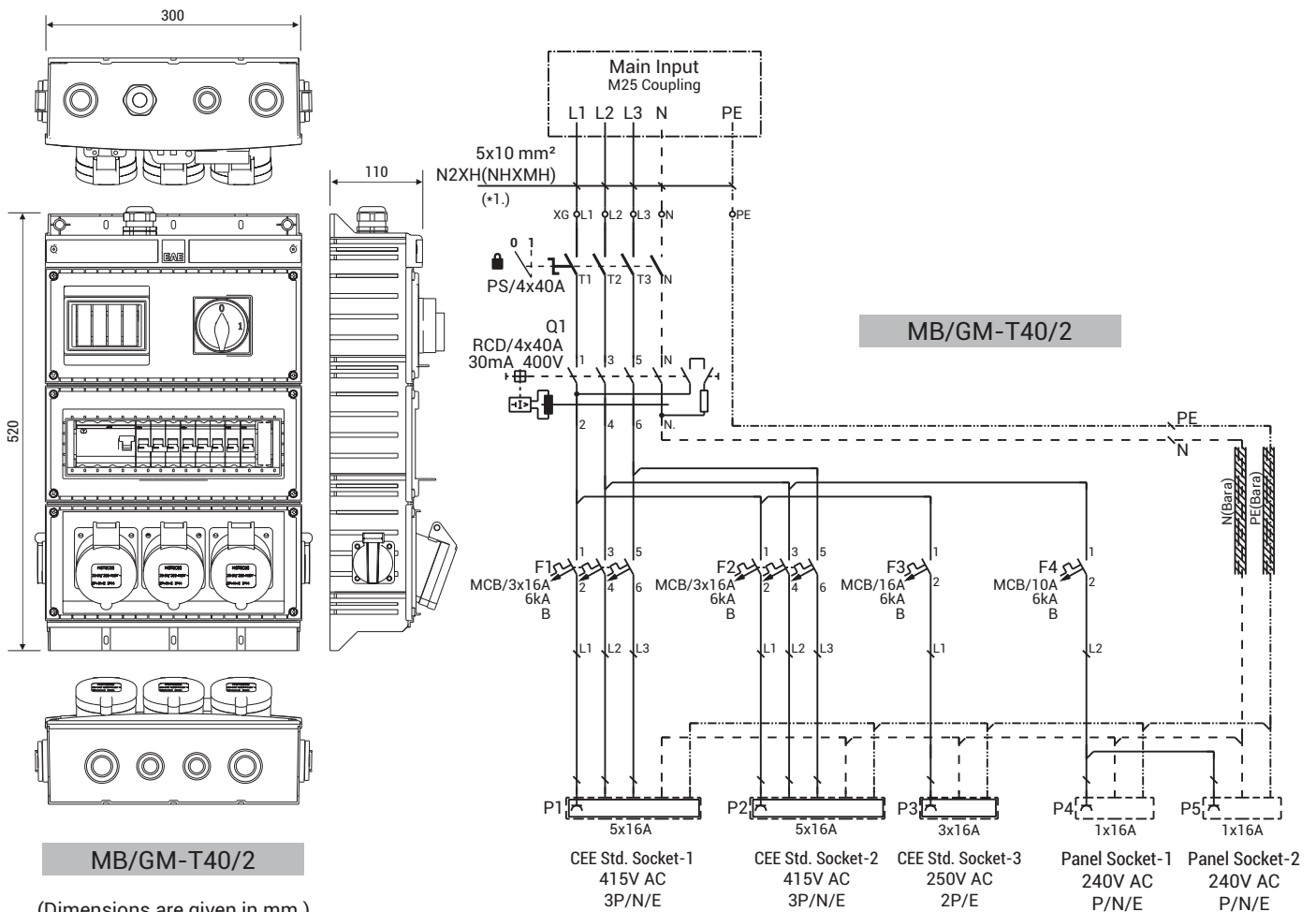
► Receptacle Combinations – Input Module and Socket Mounted (Including Components and Cabling)

- Operating Voltage:** : 230/400V AC
- Maximum Current** : 40A
- Box** : Plastic (ABS), Modular structure, IP44
- Dimensions** : H: 520mm, W: 300mm, D: 110mm
- Sockets** : 16A, 240-250V AC, Covered Type Panel complying with CEE Norm Machinery sockets.
- Cable Inlet** : 4 knock out slots for both at the Top and Bottom;
2 pcs. M20, 2 pcs. M25, 2 pcs. M32, 2 pcs. Convenient for M40 Coupling.
- Supply Cable Diameter** : N2XH or NHXMH type cable is recommended on cross-sections stated on single line diagrams.
- Components Area** : 13 modules are designed as with breakable plate and transparent cover for Residual Current Circuit Breaker (RCD) and Miniature Circuit Breaker (MCB). DIN Rail is available with the module. Padlock can be fitted.
- Input Module With Main Switch:** The neutral switch and padlock plug in safety switch are of standard, and when required; 4 modules suitable for the use of the main miniature circuit breaker (MCB) or cartridge fuse (aM), along with a breakable plate, a transparent cover compartment and a DIN rail are available.
- Neutral and Earth** : Designed Neutral (N) and Earth (PE) conductors are busbars. Connecting terminals are available on it.



Product	Sockets	RCD 30mA	Circuit Breaker	Safety Switch	Coupling	Weight (kg/pc)	Order Code
MB/GM-T40/2	1 pc. 3x16A 2P+E 2 pcs. 5x16A 3P+N+E 2 pcs. 1x16A P+N+E	4x40A	1P 3P 1P	1 pc. 16A/B, 6kA 2 pcs. 16A/B, 6kA 1 pc. 10A/B, 6kA	4P 4x40A, 0-1	M25	4,750

NOTE: Usage of the Cartridge Fuse (aM) slot or Miniature Circuit Breaker (MCB) in the Input Module is optional and not internally included. Unless stated otherwise, Schuko type socket outlets, (1x16A, P+N+E) are manufactured as German type grounded sockets.



(Dimensions are given in mm.)

- Supply cable is for recommendation purposes and not within the scope. Cable type and cross-section should be determined by taking into consideration the voltage drop, temperature and short circuit calculations.
- Receptacle combinations are manufactured with an option of "bottom cover -1" as a standard.

►► RECEPTACLE COMBINATIONS and MCB DISTRIBUTION BOXES

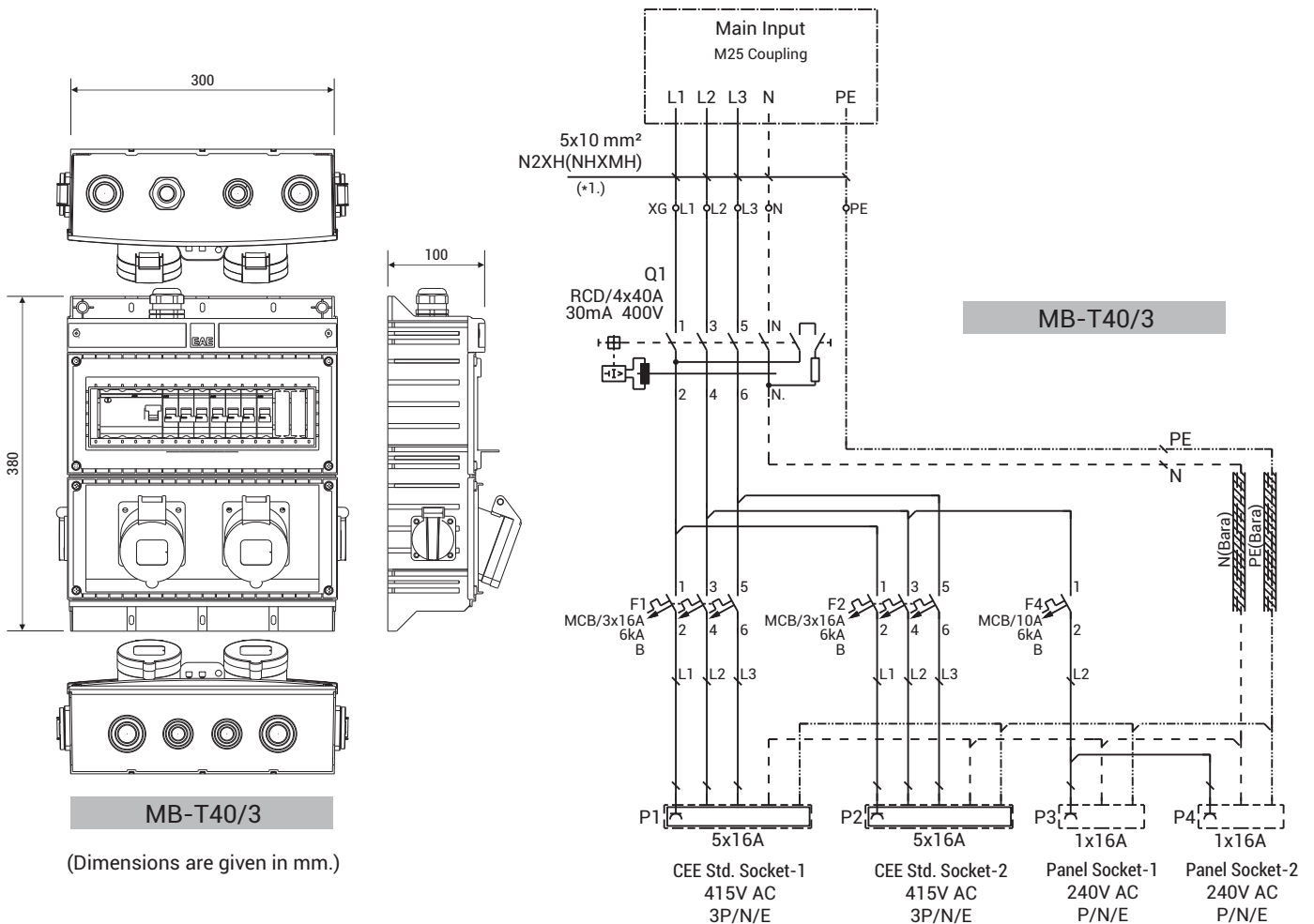
► Receptacle Combinations – Socket Mounted (Including Components and Cabling)

Operating Voltage:	: 230/400V AC
Maximum Current	: 40A
Box	: Plastic (ABS), Modular structure, IP44
Dimensions	: Indicated on the table
Sockets	: 16A, 240-250/415V AC, Covered Type Panel complying with CEE Norm Machinery sockets.
Cable Inlet	: 4 knock out slots for both at the Top and Bottom; 2 pcs. M20, 2 pcs. M25, 2 pcs. M32, 2 pcs. Convenient for M40 Coupling.
Supply Cable Diameter	: N2XH or NHXMH type cable is recommended on cross-sections stated on single line diagrams.
Components Area	: 13 modules are designed as with breakable plate and transparent cover for Residual Current Circuit Breaker (RCD) and Miniature Circuit Breaker (MCB). DIN Rail is available with the module. Padlock can be fitted.
Neutral and Earth	: Designed Neutral (N) and Earth (PE) conductors are busbars. Connecting terminals are available on it.



Product	Sockets	RCD 30mA	Circuit Breaker	Coupling	Dimensions (HxWxD) (mm)	Weight (kg/pc)	Order Code
MB-T40/3	2 pcs. 5x16A 3P+N+E 2 pcs. 1x16A P+N+E	4x40A	1P 3P 1 pc. 10A/B, 6kA 2 pcs. 16A/B, 6kA	M25	380x300x100	3,560	3121442

NOTE: Unless stated otherwise, Schuko type socket outlets, (1x16A, P+N+E) are manufactured as German type grounded sockets.



■ Supply cable is for recommendation purposes and not within the scope. Cable type and cross-section should be determined by taking into consideration the voltage drop, temperature and short circuit calculations.

■ Receptacle combinations are manufactured with an option of "bottom cover -1" as a standard.

►► RECEPTACLE COMBINATIONS and MCB DISTRIBUTION BOXES

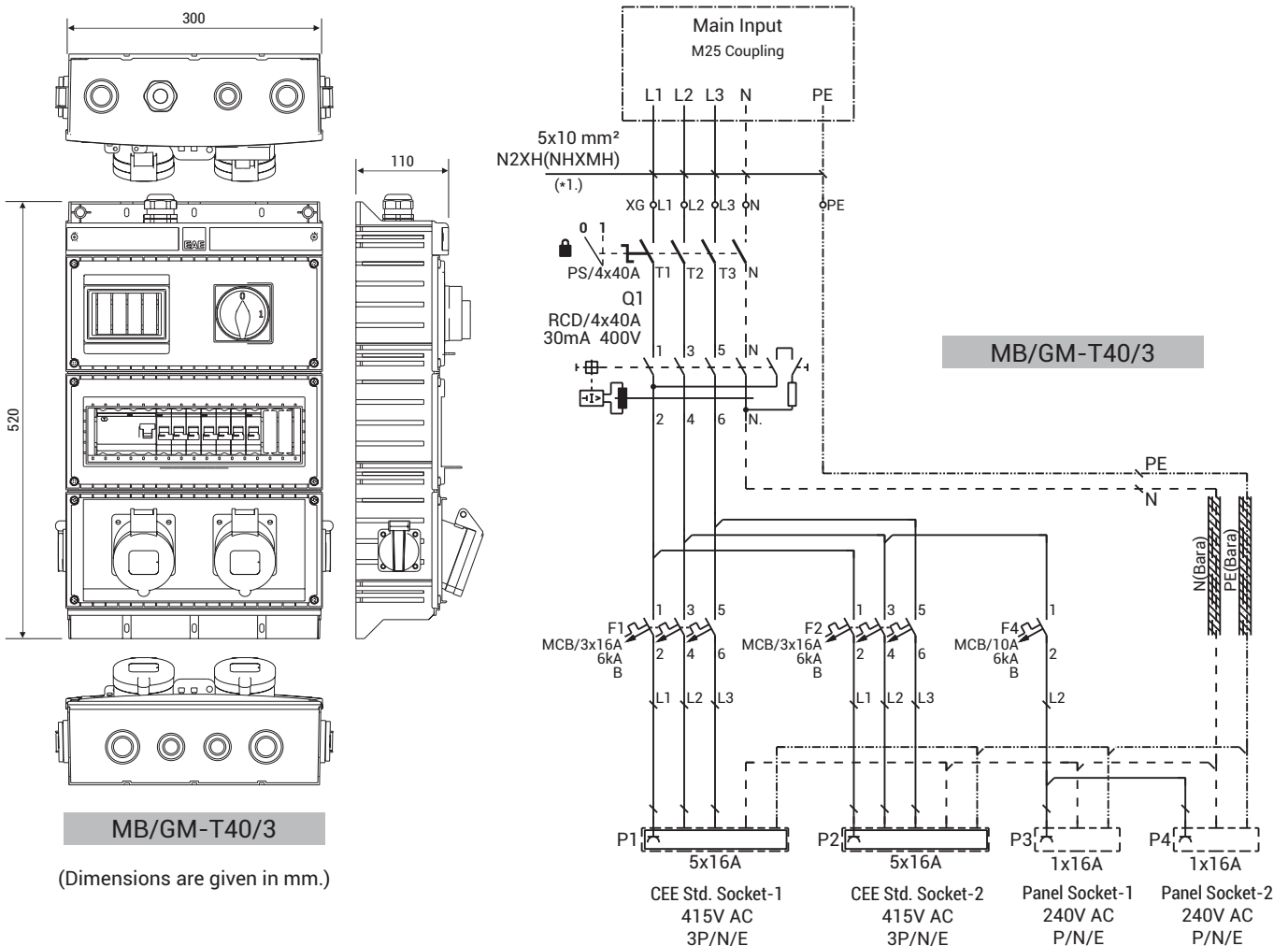
► Receptacle Combinations – Input Module and Socket Mounted (Including Components and Cabling)

- Operating Voltage:** : 230/400V AC
- Maximum Current** : 40A
- Box** : Plastic (ABS), Modular structure, IP44
- Dimensions** : H: 520mm, W: 300mm, D: 110mm
- Sockets** : 16A, 240-250V AC, Covered Type Panel complying with CEE Norm Machinery sockets.
- Cable Inlet** : 4 knock out slots for both at the Top and Bottom;
2 pcs. M20, 2 pcs. M25, 2 pcs. M32, 2 pcs. Convenient for M40 Coupling.
- Supply Cable Diameter** : N2XH or NHXMH type cable is recommended on cross-sections stated on single line diagrams.
- Components Area** : 13 modules are designed as with breakable plate and transparent cover for Residual Current Circuit Breaker (RCD) and Miniature Circuit Breaker (MCB). DIN Rail is available with the module. Padlock can be fitted.
- Input Module With Main Switch:** The neutral switch and padlock plug in safety switch are of standard, and when required; 4 modules suitable for the use of the main miniature circuit breaker (MCB) or cartridge fuse (aM), along with a breakable plate, a transparent cover compartment and a DIN rail are available.
- Neutral and Earth** : Designed Neutral (N) and Earth (PE) conductors are busbars. Connecting terminals are available on it.



Product	Sockets	RCD 30mA	Circuit Breaker	Safety Switch	Coupling	Weight (kg/pc)	Order Code
MB/GM-T40/3	2 pcs. 5x16A 3P+N+E 2 pcs. 1x16A P+N+E	4x40A	1P 3P 1 pc. 10A/B, 6kA 2 pcs. 16A/B, 6kA	4P 4x40A, 0-1	M25	4,990	3137475

NOTE: Usage of the Cartridge Fuse (aM) slot or Miniature Circuit Breaker (MCB) in the Input Module is optional and not internally included. Unless stated otherwise, Schuko type socket outlets, (1x16A, P+N+E) are manufactured as German type grounded sockets.



■ Supply cable is for recommendation purposes and not within the scope. Cable type and cross-section should be determined by taking into consideration the voltage drop, temperature and short circuit calculations.

■ Receptacle combinations are manufactured with an option of "bottom cover -1" as a standard.

►► RECEPTACLE COMBINATIONS and MCB DISTRIBUTION BOXES

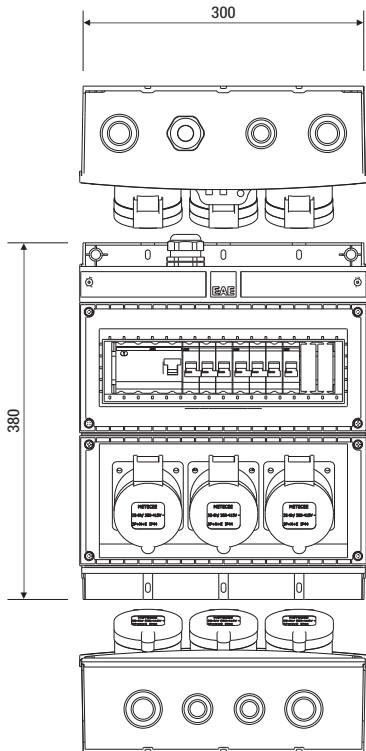
► Receptacle Combinations – Socket Mounted (Including Components and Cabling)

Operating Voltage:	: 230/400V AC
Maximum Current	: 63A
Box	: Plastic (ABS), Modular structure, IP44
Dimensions	: Indicated on the table
Sockets	: 16A-32A, 240-250/415V AC, Covered Type Panel complying with CEE Norm Machinery sockets.
Cable Inlet	: 4 knock out slots for both at the Top and Bottom; 2 pcs. M20, 2 pcs. M25, 2 pcs. M32, 2 pcs. Convenient for M40 Coupling.
Supply Cable Diameter	: N2XH or NHXMH type cable is recommended on cross-sections stated on single line diagrams.
Components Area	: 13 modules are designed as with breakable plate and transparent cover for Residual Current Circuit Breaker (RCD) and Miniature Circuit Breaker (MCB). DIN Rail is available with the module. Padlock can be fitted.
Neutral and Earth	: Designed Neutral (N) and Earth (PE) conductors are busbars. Connecting terminals are available on it.



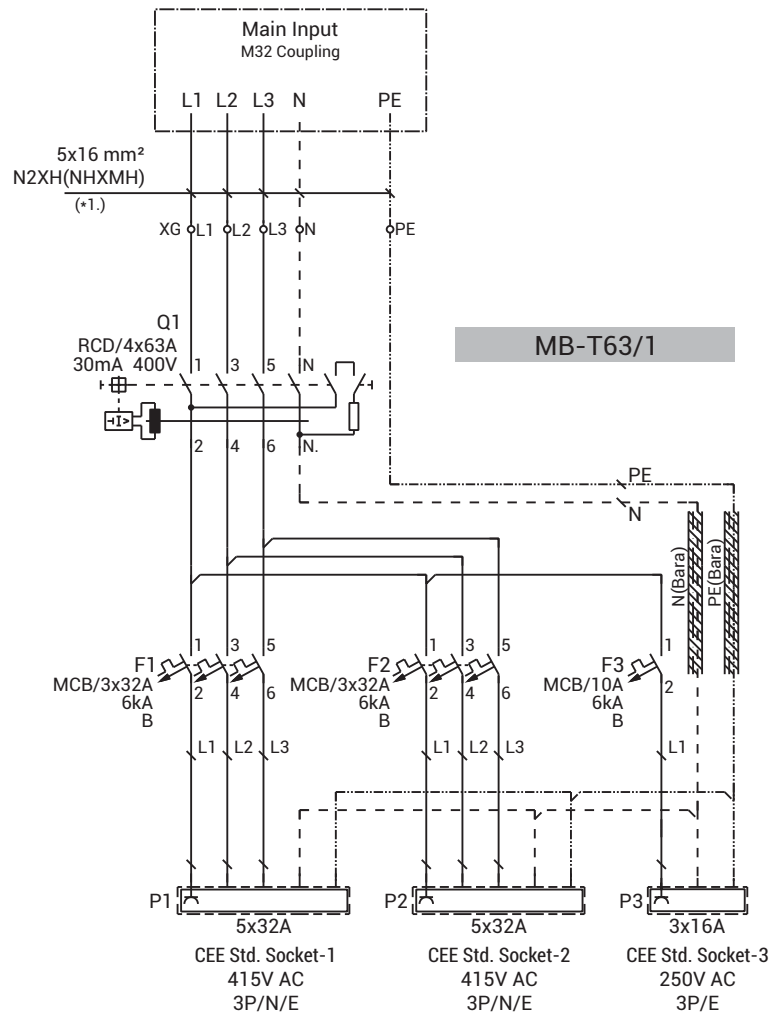
Product	Sockets	RCD 30mA	Circuit Breaker	Coupling	Dimensions (HxWxD) (mm)	Weight (kg/pc)	Order Code
MB-T63/1	1 pc. 3x16A 2P+E 2 pcs. 5x32A 3P+N+E	4x63A	1P 3P 1 pc 16A/B, 6kA 2 pcs. 32A/B, 6kA	M32	380x300x100	3,400	3113910

NOTE: Unless stated otherwise, Schuko type socket outlets, (1x16A, P+N+E) are manufactured as German type grounded sockets.



MB-T63/1

(Dimensions are given in mm.)



■ Supply cable is for recommendation purposes and not within the scope. Cable type and cross-section should be determined by taking into consideration the voltage drop, temperature and short circuit calculations.

■ Receptacle combinations are manufactured with an option of "bottom cover -1" as a standard.

►► RECEPTACLE COMBINATIONS and MCB DISTRIBUTION BOXES

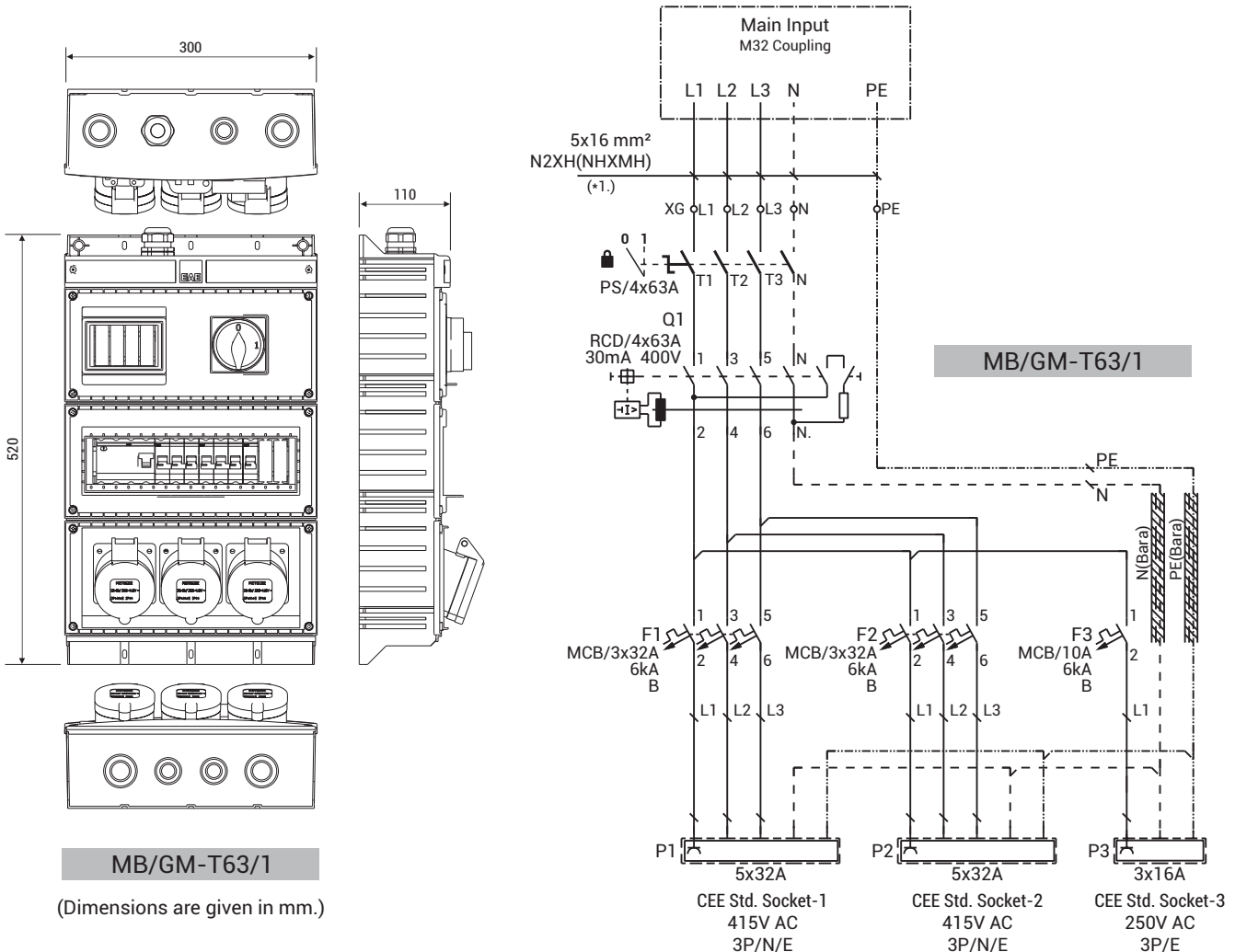
► Receptacle Combinations – Input Module and Socket Mounted (Including Components and Cabling)

- Operating Voltage:** : 230/400V AC
- Maximum Current** : 63A
- Box** : Plastic (ABS), Modular structure, IP44
- Dimensions** : H: 520mm, W: 300mm, D: 110mm
- Sockets** : 16A, 240-250V AC, Covered Type Panel complying with CEE Norm Machinery sockets.
- Cable Inlet** : 4 knock out slots for both at the Top and Bottom;
2 pcs. M20, 2 pcs. M25, 2 pcs. M32, 2 pcs. Convenient for M40 Coupling.
- Supply Cable Diameter** : N2XH or NHXMH type cable is recommended on cross-sections stated on single line diagrams.
- Components Area** : 13 modules are designed as with breakable plate and transparent cover for Residual Current Circuit Breaker (RCD) and Miniature Circuit Breaker (MCB). DIN Rail is available with the module. Padlock can be fitted.
- Input Module With Main Switch:** The neutral switch and padlock plug in safety switch are of standard, and when required; 4 modules suitable for the use of the main miniature circuit breaker (MCB) or cartridge fuse (aM), along with a breakable plate, a transparent cover compartment and a DIN rail are available.
- Neutral and Earth** : Designed Neutral (N) and Earth (PE) conductors are busbars. Connecting terminals are available on it.



Product	Sockets	RCD 30mA	Circuit Breaker	Safety Switch	Coupling	Weight (kg/pc)	Order Code
MB/GM-T63/1	1 pc. 3x16A 2P+E 2 pcs. 5x32A 3P+N+E	4x63A	1P 3P	1 pc. 16A/B, 6kA 2 pcs. 32A/B, 6kA	4P	4,850	3137476

NOTE: Usage of the Cartridge Fuse (aM) slot or Miniature Circuit Breaker (MCB) in the Input Module is optional and not internally included. Unless stated otherwise, Schuko type socket outlets, (1x16A, P+N+E) are manufactured as German type grounded sockets.



■ Supply cable is for recommendation purposes and not within the scope. Cable type and cross-section should be determined by taking into consideration the voltage drop, temperature and short circuit calculations.

■ Receptacle combinations are manufactured with an option of "bottom cover -1" as a standard.

►► RECEPTACLE COMBINATIONS and MCB DISTRIBUTION BOXES

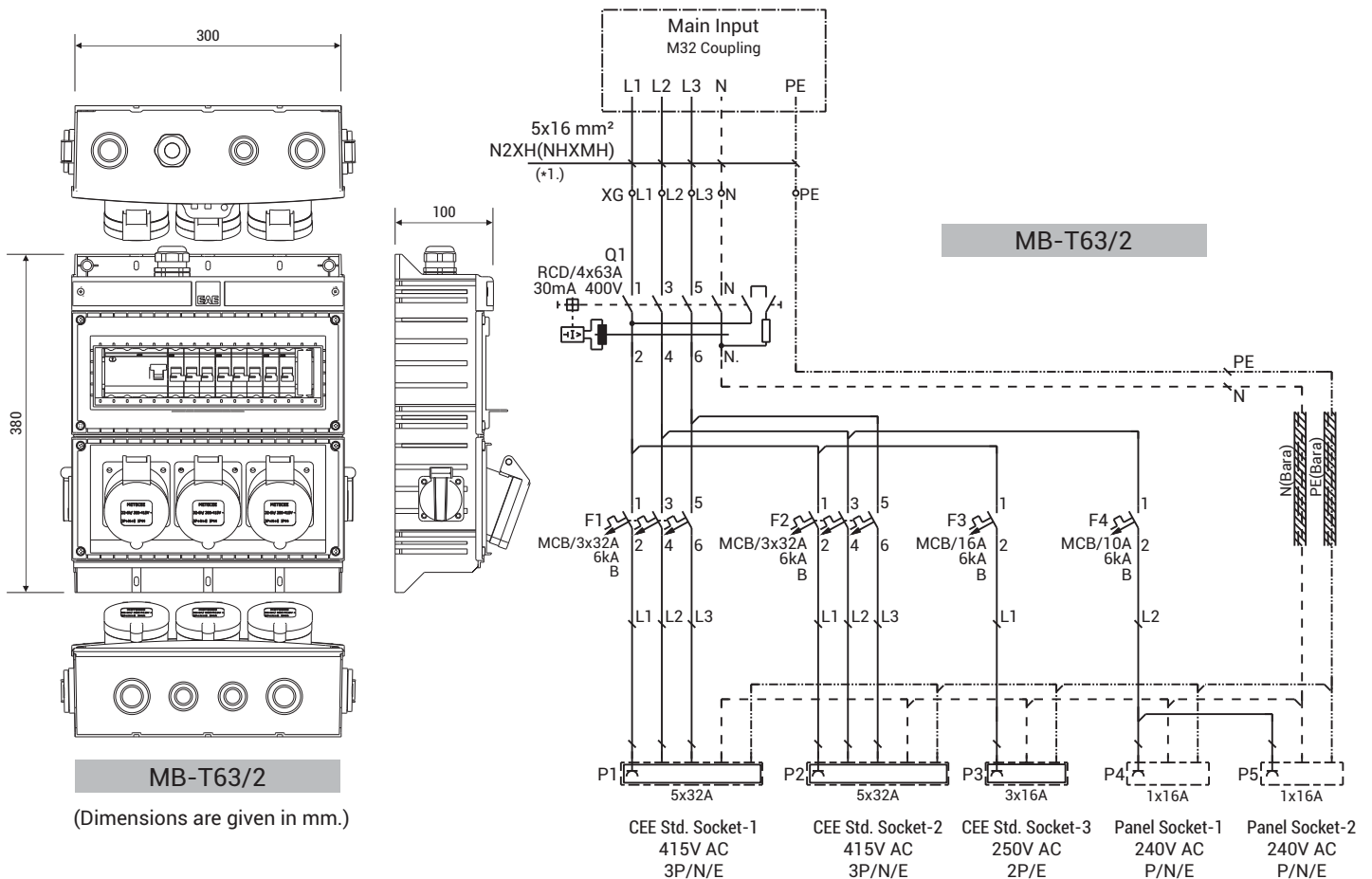
► Receptacle Combinations – Socket Mounted (Including Components and Cabling)

Operating Voltage:	: 230/400V AC
Maximum Current	: 63A
Box	: Plastic (ABS), Modular structure, IP44
Dimensions	: Indicated on the table
Sockets	: 16A-32A, 240-250/415V AC, Covered Type Panel complying with CEE Norm Machinery sockets.
Cable Inlet	: 4 knock out slots for both at the Top and Bottom; 2 pcs. M20, 2 pcs. M25, 2 pcs. M32, 2 pcs. Convenient for M40 Coupling.
Supply Cable Diameter	: N2XH or NHXMH type cable is recommended on cross-sections stated on single line diagrams.
Components Area	: 13 modules are designed as with breakable plate and transparent cover for Residual Current Circuit Breaker (RCD) and Miniature Circuit Breaker (MCB). DIN Rail is available with the module. Padlock can be fitted.
Neutral and Earth	: Designed Neutral (N) and Earth (PE) conductors are busbars. Connecting terminals are available on it.



Product	Sockets	RCD 30mA	Circuit Breaker	Coupling	Dimensions (HxWxD) (mm)	Weight (kg/pc)	Order Code
MB-T63/2	1 pc. 3x16A 2P+E 2 pcs. 5x32A 3P+N+E 2 pcs. 1x16A P+N+E	4x63A	1P 3P 1P	M32	380x300x100	3,575	3113911

NOTE: Unless stated otherwise, Schuko type socket outlets, (1x16A, P+N+E) are manufactured as German type grounded sockets.



■ Supply cable is for recommendation purposes and not within the scope. Cable type and cross-section should be determined by taking into consideration the voltage drop, temperature and short circuit calculations.

■ Receptacle combinations are manufactured with an option of "bottom cover -1" as a standard.

►► RECEPTACLE COMBINATIONS and MCB DISTRIBUTION BOXES

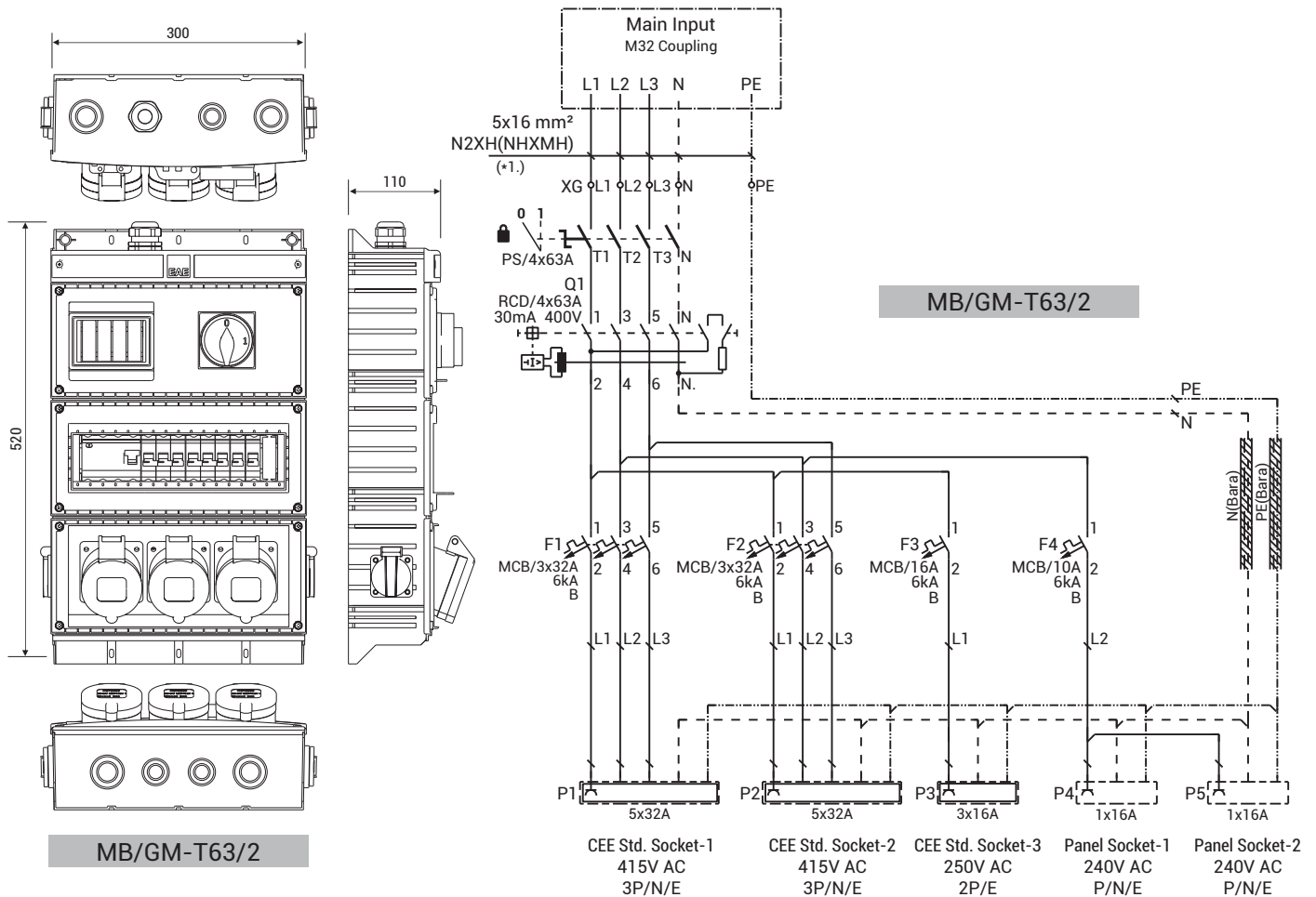
► Receptacle Combinations – Input Module and Socket Mounted (Including Components and Cabling)

- Operating Voltage:** : 230/400V AC
- Maximum Current** : 63A
- Box** : Plastic (ABS), Modular structure, IP44
- Dimensions** : H: 520mm, W: 300mm, D: 110mm
- Sockets** : 16A, 240-250V AC, Covered Type Panel complying with CEE Norm Machinery sockets.
- Cable Inlet** : 4 knock out slots for both at the Top and Bottom;
2 pcs. M20, 2 pcs. M25, 2 pcs. M32, 2 pcs. Convenient for M40 Coupling.
- Supply Cable Diameter** : N2XH or NHXMH type cable is recommended on cross-sections stated on single line diagrams.
- Components Area** : 13 modules are designed as with breakable plate and transparent cover for Residual Current Circuit Breaker (RCD) and Miniature Circuit Breaker (MCB). DIN Rail is available with the module. Padlock can be fitted.
- Input Module With Main Switch:** The neutral switch and padlock plug in safety switch are of standard, and when required; 4 modules suitable for the use of the main miniature circuit breaker (MCB) or cartridge fuse (aM), along with a breakable plate, a transparent cover compartment and a DIN rail are available.
- Neutral and Earth** : Designed Neutral (N) and Earth (PE) conductors are busbars. Connecting terminals are available on it.



Product	Sockets	RCD 30mA	Circuit Breaker	Safety Switch	Coupling	Weight (kg/pc)	Order Code
MB/GM-T63/2	1 pc. 3x16A 2P+E 2 pcs. 5x32A 3P+N+E 2 pcs. 1x16A P+N+E	4x63A	1P 3P 1P 1 pc. 16A/B, 6kA 2 pcs. 32A/B, 6kA 1 pc. 10A/B, 6kA	4P 4x63A, 0-1	M32	5,030	3137477

NOTE: Usage of the Cartridge Fuse (aM) slot or Miniature Circuit Breaker (MCB) in the Input Module is optional and not internally included. Unless stated otherwise, Schuko type socket outlets, (1x16A, P+N+E) are manufactured as German type grounded sockets.



(Dimensions are given in mm.)

- Supply cable is for recommendation purposes and not within the scope. Cable type and cross-section should be determined by taking into consideration the voltage drop, temperature and short circuit calculations.
- Receptacle combinations are manufactured with an option of "bottom cover -1" as a standard.

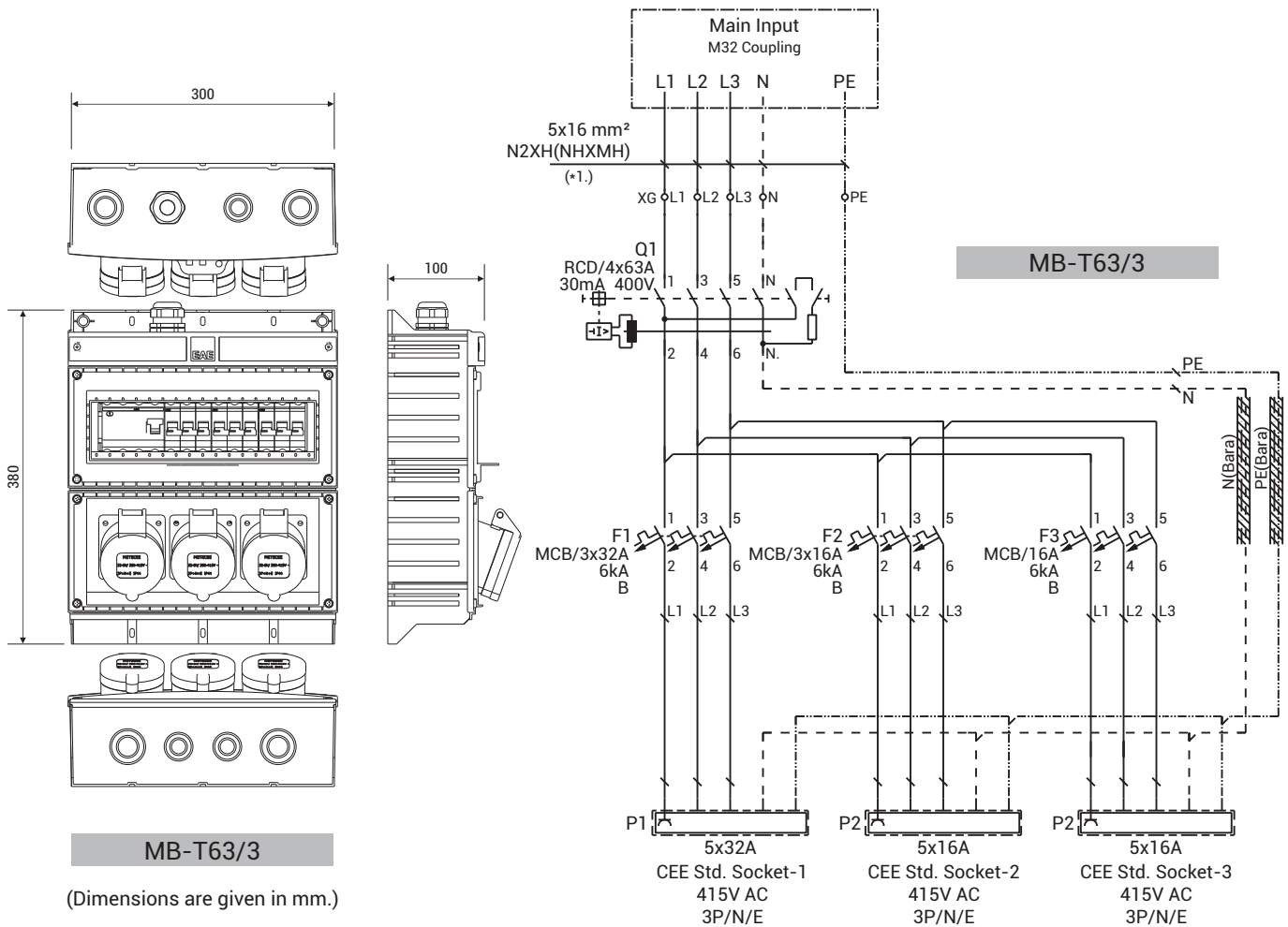
►► RECEPTACLE COMBINATIONS and MCB DISTRIBUTION BOXES

► Receptacle Combinations – Socket Mounted (Including Components and Cabling)

Operating Voltage:	: 230/400V AC
Maximum Current	: 63A
Box	: Plastic (ABS), Modular structure, IP44
Dimensions	: Indicated on the table
Sockets	: 16A-32A, 240-250/415V AC, Covered Type Panel complying with CEE Norm Machinery sockets.
Cable Inlet	: 4 knock out slots for both at the Top and Bottom; 2 pcs. M20, 2 pcs. M25, 2 pcs. M32, 2 pcs. Convenient for M40 Coupling.
Supply Cable Diameter	: N2XH or NHXMH type cable is recommended on cross-sections stated on single line diagrams.
Components Area	: 13 modules are designed as with breakable plate and transparent cover for Residual Current Circuit Breaker (RCD) and Miniature Circuit Breaker (MCB). DIN Rail is available with the module. Padlock can be fitted.
Neutral and Earth	: Designed Neutral (N) and Earth (PE) conductors are busbars. Connecting terminals are available on it.



Product	Sockets	RCD 30mA	Circuit Breaker	Coupling	Dimensions (HxWxD) (mm)	Weight (kg/pc)	Order Code
MB-T63/3	2 pcs. 5x16A 3P+N+E 1 pc. 5x32A 3P+N+E	4x63A	3P 3P 2 pcs. 16A/B, 6kA 1 pc. 32A/B, 6kA	M32	380x300x100	3,575	3113902



■ Supply cable is for recommendation purposes and not within the scope. Cable type and cross-section should be determined by taking into consideration the voltage drop, temperature and short circuit calculations.

■ Receptacle combinations are manufactured with an option of "bottom cover -1" as a standard.

►► RECEPTACLE COMBINATIONS and MCB DISTRIBUTION BOXES

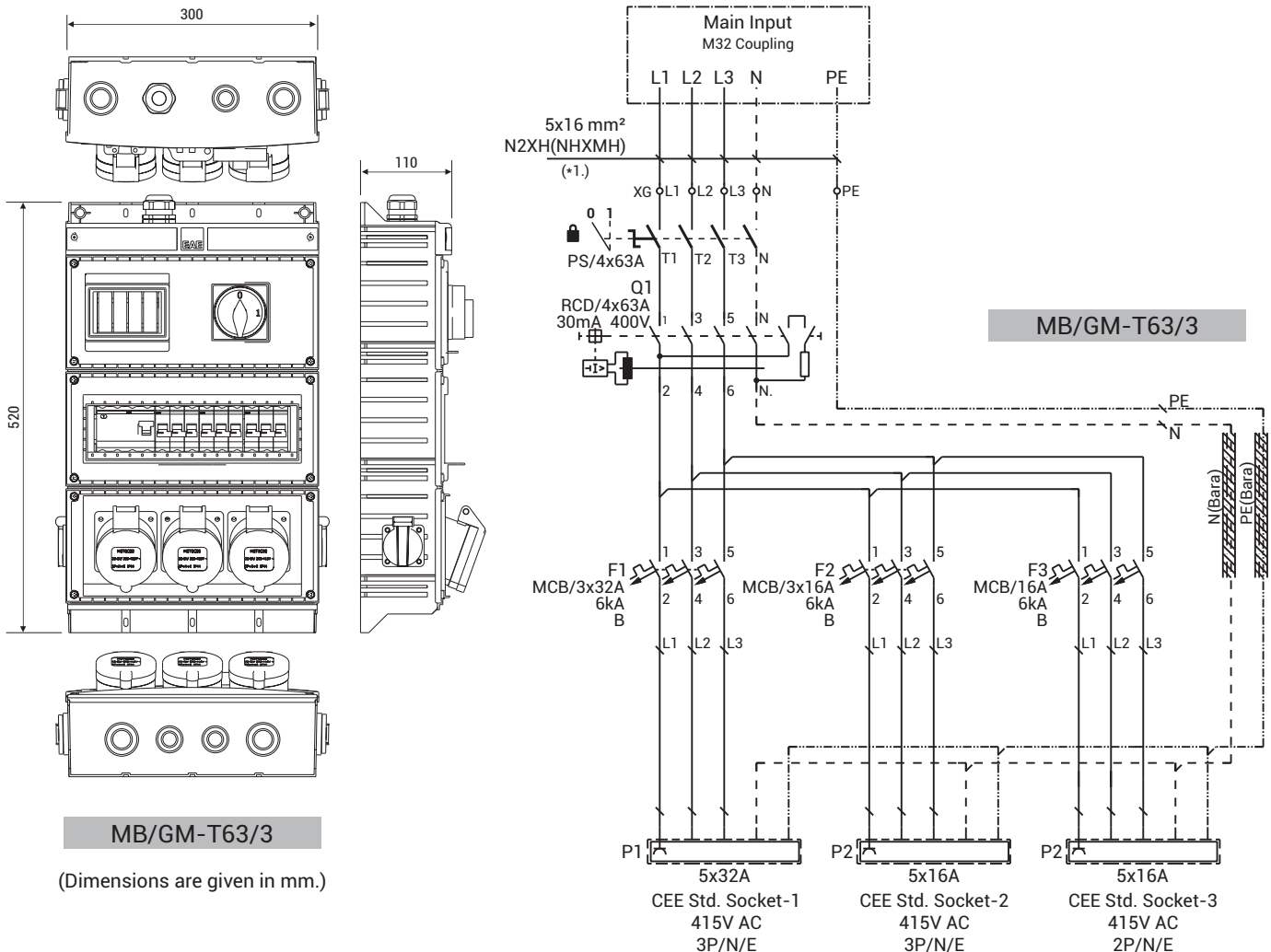
► Receptacle Combinations – Input Module and Socket Mounted (Including Components and Cabling)

- Operating Voltage:** : 230/400V AC
- Maximum Current** : 63A
- Box** : Plastic (ABS), Modular structure, IP44
- Dimensions** : H: 520mm, W: 300mm, D: 110mm
- Sockets** : 16A, 240-250V AC, Covered Type Panel complying with CEE Norm Machinery sockets.
- Cable Inlet** : 4 knock out slots for both at the Top and Bottom;
2 pcs. M20, 2 pcs. M25, 2 pcs. M32, 2 pcs. Convenient for M40 Coupling.
- Supply Cable Diameter** : N2XH or NHXMH type cable is recommended on cross-sections stated on single line diagrams.
- Components Area** : 13 modules are designed as with breakable plate and transparent cover for Residual Current Circuit Breaker (RCD) and Miniature Circuit Breaker (MCB). DIN Rail is available with the module. Padlock can be fitted.
- Input Module With Main Switch:** The neutral switch and padlock plug in safety switch are of standard, and when required; 4 modules suitable for the use of the main miniature circuit breaker (MCB) or cartridge fuse (aM), along with a breakable plate, a transparent cover compartment and a DIN rail are available.
- Neutral and Earth** : Designed Neutral (N) and Earth (PE) conductors are busbars. Connecting terminals are available on it.



Product	Sockets	RCD 30mA	Circuit Breaker	Safety Switch	Coupling	Weight (kg/pc)	Order Code
MB/GM-T63/3	2 pcs. 5x16A 3P+N+E 1 pc. 5x32A 3P+N+E	4x63A	3P 3P	2 pcs. 16A/B, 6kA 1 pc. 32A/B, 6kA	4P	5,030	3137478

NOTE: Usage of the Cartridge Fuse (aM) slot or Miniature Circuit Breaker (MCB) in the Input Module is optional and not internally included.



MB/GM-T63/3

(Dimensions are given in mm.)

- Supply cable is for recommendation purposes and not within the scope. Cable type and cross-section should be determined by taking into consideration the voltage drop, temperature and short circuit calculations.
- Receptacle combinations are manufactured with an option of "bottom cover -1" as a standard.

►► RECEPTACLE COMBINATIONS and MCB DISTRIBUTION BOXES

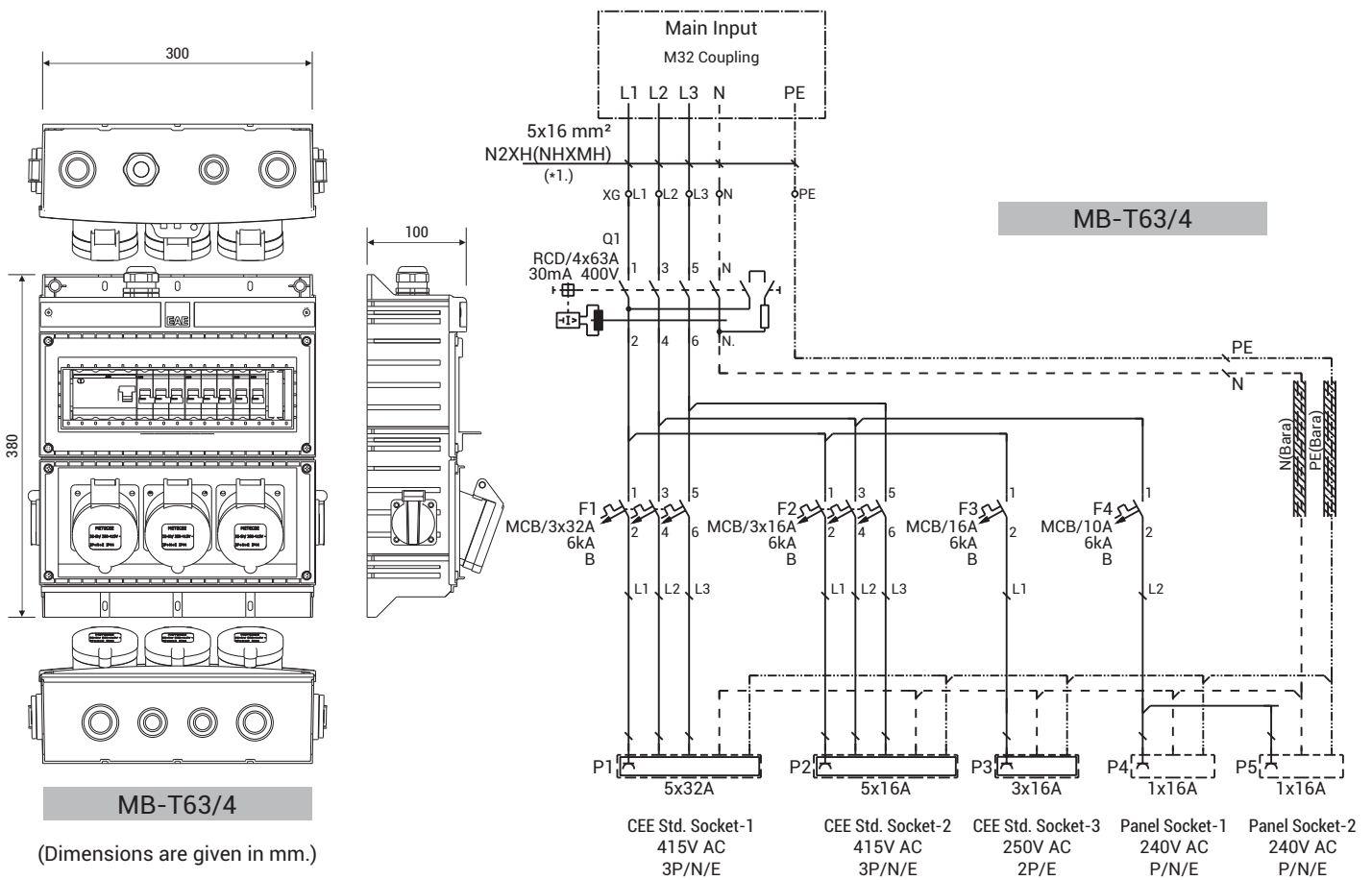
► Receptacle Combinations – Socket Mounted (Including Components and Cabling)

Operating Voltage:	: 230/400V AC
Maximum Current	: 63A
Box	: Plastic (ABS), Modular structure, IP44
Dimensions	: Indicated on the table
Sockets	: 16A-32A, 240-250/415V AC, Covered Type Panel complying with CEE Norm Machinery sockets.
Cable Inlet	: 4 knock out slots for both at the Top and Bottom; 2 pcs. M20, 2 pcs. M25, 2 pcs. M32, 2 pcs. Convenient for M40 Coupling.
Supply Cable Diameter	: N2XH or NHXMH type cable is recommended on cross-sections stated on single line diagrams.
Components Area	: 13 modules are designed as with removable plate and transparent cover for Residual Current Circuit Breaker (RCD) and Miniature Circuit Breaker (MCB). DIN Rail is available with the module. Padlock can be fitted.
Neutral and Earth	: Designed Neutral (N) and Earth (PE) conductors are busbars. Connecting terminals are available on it.



Product	Sockets	RCD 30mA	Circuit Breaker	Coupling	Dimensions (HxWxD) (mm)	Weight (kg/pc)	Order Code
MB-T63/4	1 pc. 3x16A 2P+E 1 pc. 5x32A 3P+N+E 1 pc. 5x16A 3P+N+E 2 pcs. 1x16A P+N+E	4x63A	3P 3P 1P 1P 1 pc. 16A/B, 6kA 1 pc. 32A/B, 6kA 1 pc. 10A/B, 6kA 1 pc. 16A/B, 6kA	M25	380x300x100	3,600	3116564

NOTE: Unless stated otherwise, Schuko type socket outlets, (1x16A, P+N+E) are manufactured as German type grounded sockets.



■ Supply cable is for recommendation purposes and not within the scope. Cable type and cross-section should be determined by taking into consideration the voltage drop, temperature and short circuit calculations.

■ Receptacle combinations are manufactured with an option of "bottom cover -1" as a standard.

►► RECEPTACLE COMBINATIONS and MCB DISTRIBUTION BOXES

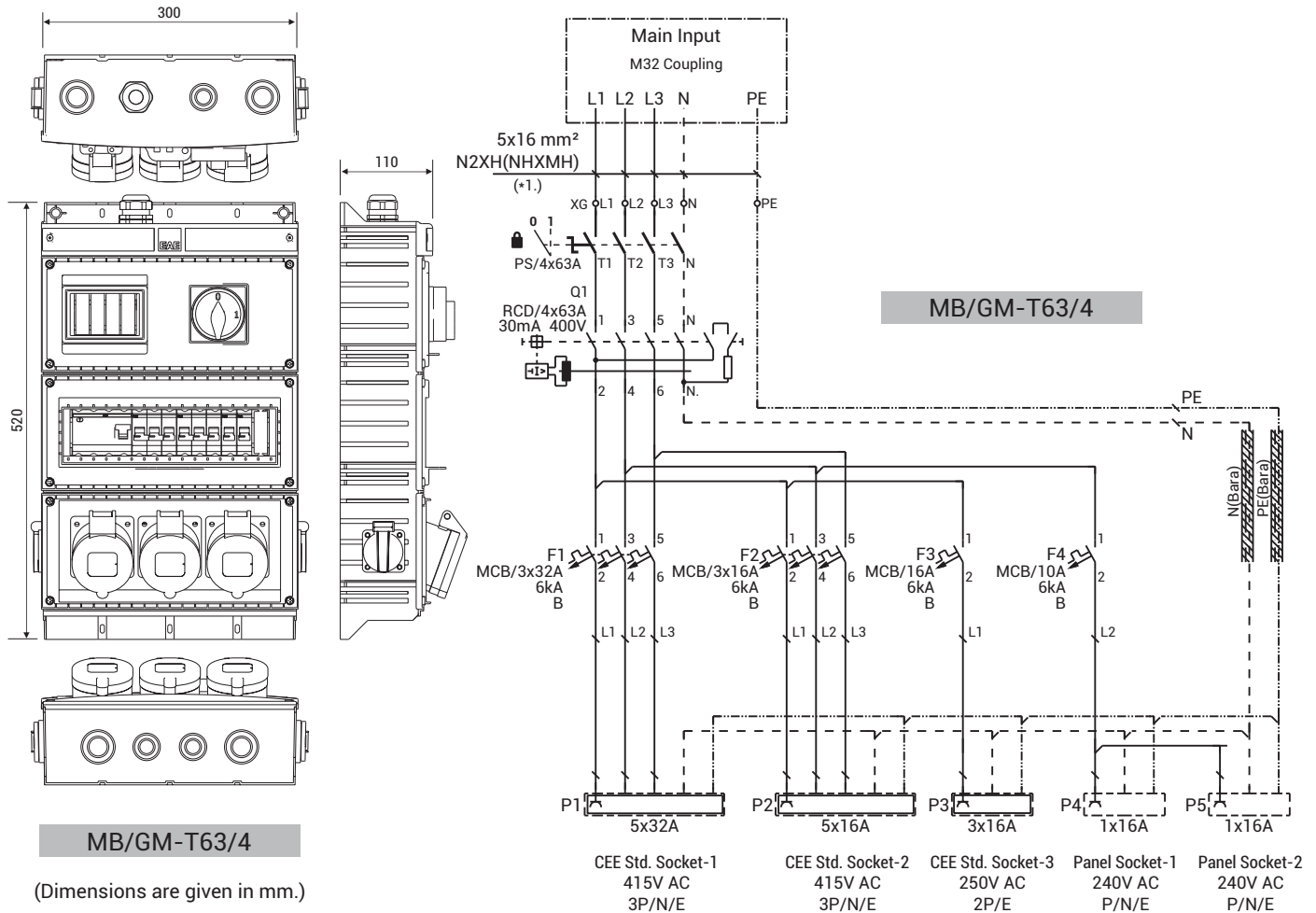
► Receptacle Combinations – Input Module and Socket Mounted (Including Components and Cabling)

- Operating Voltage:** : 230/400V AC
- Maximum Current** : 63A
- Box** : Plastic (ABS), Modular structure, IP44
- Dimensions** : H: 520mm, W: 300mm, D: 110mm
- Sockets** : 16A, 240-250V AC, Covered Type Panel complying with CEE Norm Machinery sockets.
- Cable Inlet** : 4 knock out slots for both at the Top and Bottom;
2 pcs. M20, 2 pcs. M25, 2 pcs. M32, 2 pcs. Convenient for M40 Coupling.
- Supply Cable Diameter** : N2XH or NHXMH type cable is recommended on cross-sections stated on single line diagrams.
- Components Area** : 13 modules are designed as with breakable plate and transparent cover for Residual Current Circuit Breaker (RCD) and Miniature Circuit Breaker (MCB). DIN Rail is available with the module. Padlock can be fitted.
- Input Module With Main Switch:** The neutral switch and padlock plug in safety switch are of standard, and when required; 4 modules suitable for the use of the main miniature circuit breaker (MCB) or cartridge fuse (aM), along with a breakable plate, a transparent cover compartment and a DIN rail are available.
- Neutral and Earth** : Designed Neutral (N) and Earth (PE) conductors are busbars. Connecting terminals are available on it.



Product	Sockets	RCD 30mA	Circuit Breaker	Safety Switch	Coupling	Weight (kg/pc)	Order Code		
MB/GM-T63/4	1 pc. 3x16A 2P+E 1 pc. 5x32A 3P+N+E 1 pc. 5x16A 3P+N+E 2 pcs. 1x16A P+N+E	4x63A	3P 3P 1P 1P	1 pc. 16A/B, 6kA 1 pc. 32A/B, 6kA 1 pc. 10A/B, 6kA 1 pc. 16A/B, 6kA	4P	4x63A, 0-1	M32	5,050	3137479

NOTE: Usage of the Cartridge Fuse (aM) slot or Miniature Circuit Breaker (MCB) in the Input Module is optional and not internally included. Unless stated otherwise, Schuko type socket outlets, (1x16A, P+N+E) are manufactured as German type grounded sockets.



■ Supply cable is for recommendation purposes and not within the scope. Cable type and cross-section should be determined by taking into consideration the voltage drop, temperature and short circuit calculations.

■ Receptacle combinations are manufactured with an option of "bottom cover -1" as a standard.

►► RECEPTACLE COMBINATIONS and MCB DISTRIBUTION BOXES

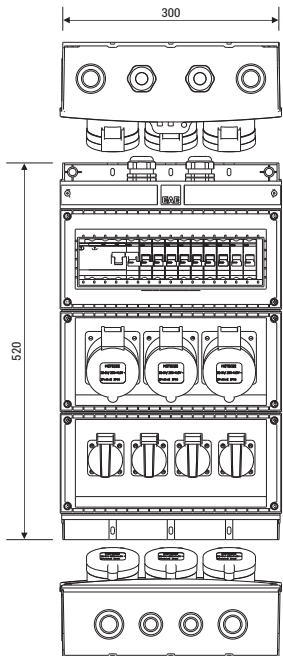
► Receptacle Combinations – Socket Mounted (Including Components and Cabling)

Operating Voltage:	: 230/400V AC
Maximum Current	: 80A
Box	: Plastic (ABS), Modular structure, IP44
Dimensions	: Indicated on the table
Sockets	: 16A-63A, 240-250/415V AC, Covered Type Panel complying with CEE Norm Machinery sockets.
Cable Inlet	: 4 knock out slots for both at the Top and Bottom; 2 pcs. M20, 2 pcs. M25, 2 pcs. M32, 2 pcs. Convenient for M40 Coupling.
Supply Cable Diameter	: N2XH or NHXMH type cable is recommended on cross-sections stated on single line diagrams.
Components Area	: 13 modules are designed as with breakable plate and transparent cover for Residual Current Circuit Breaker (RCD) and Miniature Circuit Breaker (MCB). DIN Rail is available with the module. Padlock can be fitted.
Neutral and Earth	: Designed Neutral (N) and Earth (PE) conductors are busbars. Connecting terminals are available on it.



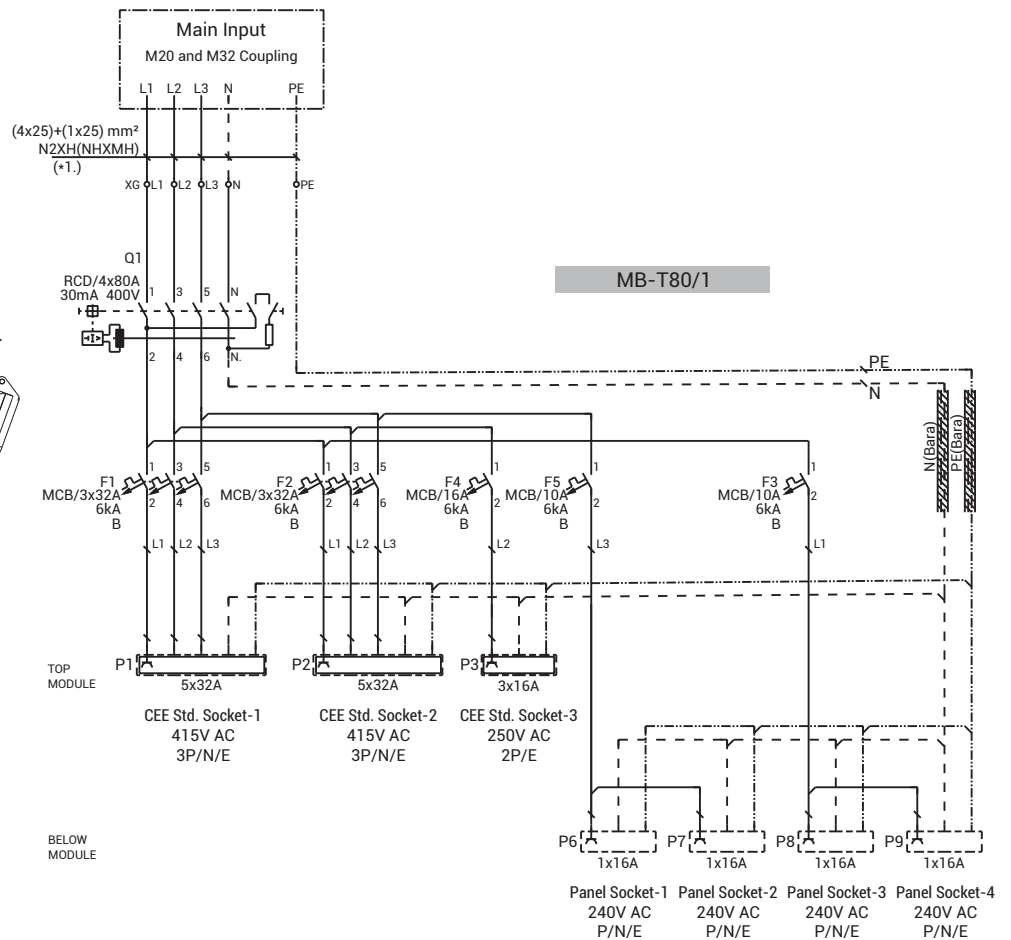
Product	Sockets	RCD	Circuit Breaker	Coupling	Dimensions (HxWxD) (mm)	Weight (kg/pc)	Order Code	
MB-T80/1	1 pc. 3x16A 2P+E 2 pcs. 5x32A 3P+N+E 4 pcs. 1x16A P+N+E	4x80A	1P 3P 1P	1 pc. 16A/B, 6kA 2 pcs. 32A/B, 6kA 2 pcs. 10A/B, 6kA	M32 M20	520x300x100	4,845	3114199

NOTE: Unless stated otherwise, Schuko type socket outlets, (1x16A, P+N+E) are manufactured as German type grounded sockets.



MB-T80/1

(Dimensions are given in mm.)



■ Supply cable is for recommendation purposes and not within the scope. Cable type and cross-section should be determined by taking into consideration the voltage drop, temperature and short circuit calculations.

■ Receptacle combinations are manufactured with an option of "bottom cover -1" as a standard.

►► RECEPTACLE COMBINATIONS and MCB DISTRIBUTION BOXES

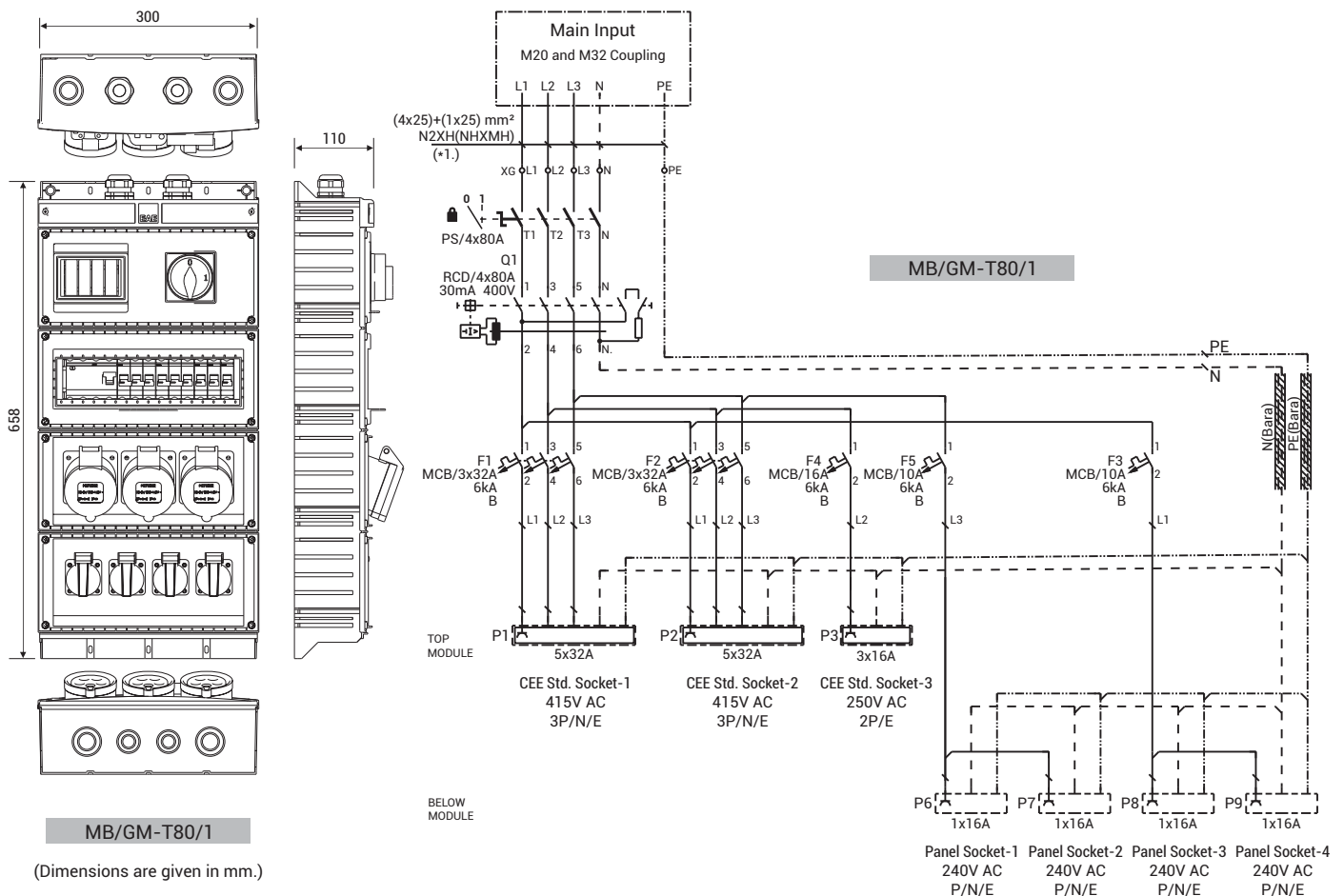
► Receptacle Combinations – Input Module and Socket Mounted (Including Components and Cabling)

- Operating Voltage:** : 230/400V AC
- Maximum Current** : 80A
- Box** : Plastic (ABS), Modular structure, IP44
- Dimensions** : H: 658mm, W: 300mm, D: 110mm
- Sockets** : 16A, 240-250V AC, Covered Type Panel complying with CEE Norm Machinery sockets.
- Cable Inlet** : 4 knock out slots for both at the Top and Bottom;
2 pcs. M20, 2 pcs. M25, 2 pcs. M32, 2 pcs. Convenient for M40 Coupling.
- Supply Cable Diameter** : N2XH or NHXMH type cable is recommended on cross-sections stated on single line diagrams.
- Components Area** : 13 modules are designed as with breakable plate and transparent cover for Residual Current Circuit Breaker (RCD) and Miniature Circuit Breaker (MCB). DIN Rail is available with the module. Padlock can be fitted.
- Input Module With Main Switch:** The neutral switch and padlock plug in safety switch are of standard, and when required; 4 modules suitable for the use of the main miniature circuit breaker (MCB) or cartridge fuse (aM), along with a breakable plate, a transparent cover compartment and a DIN rail are available.
- Neutral and Earth** : Designed Neutral (N) and Earth (PE) conductors are busbars. Connecting terminals are available on it.



Product	Sockets	RCD 30mA	Circuit Breaker	Safety Switch	Coupling	Weight (kg/pc)	Order Code
MB/GM-T80/1	1 pc. 3x16A 2P+E 2 pcs. 5x32A 3P+N+E 4 pcs. 1x16A P+N+E	4x80A	1P 3P 1P 1 pc. 16A/B, 6kA 2 pcs. 32A/B, 6kA 2 pcs. 10A/B, 6kA	4P 4x80A, 0-1	M32 M20	6,650	3137480

NOTE: Usage of the Cartridge Fuse (aM) slot or Miniature Circuit Breaker (MCB) in the Input Module is optional and not internally included. Unless stated otherwise, Schuko type socket outlets, (1x16A, P+N+E) are manufactured as German type grounded sockets.



MB/GM-T80/1

(Dimensions are given in mm.)

- Supply cable is for recommendation purposes and not within the scope. Cable type and cross-section should be determined by taking into consideration the voltage drop, temperature and short circuit calculations.
- Receptacle combinations are manufactured with an option of "bottom cover -1" as a standard.

►► RECEPTACLE COMBINATIONS and MCB DISTRIBUTION BOXES

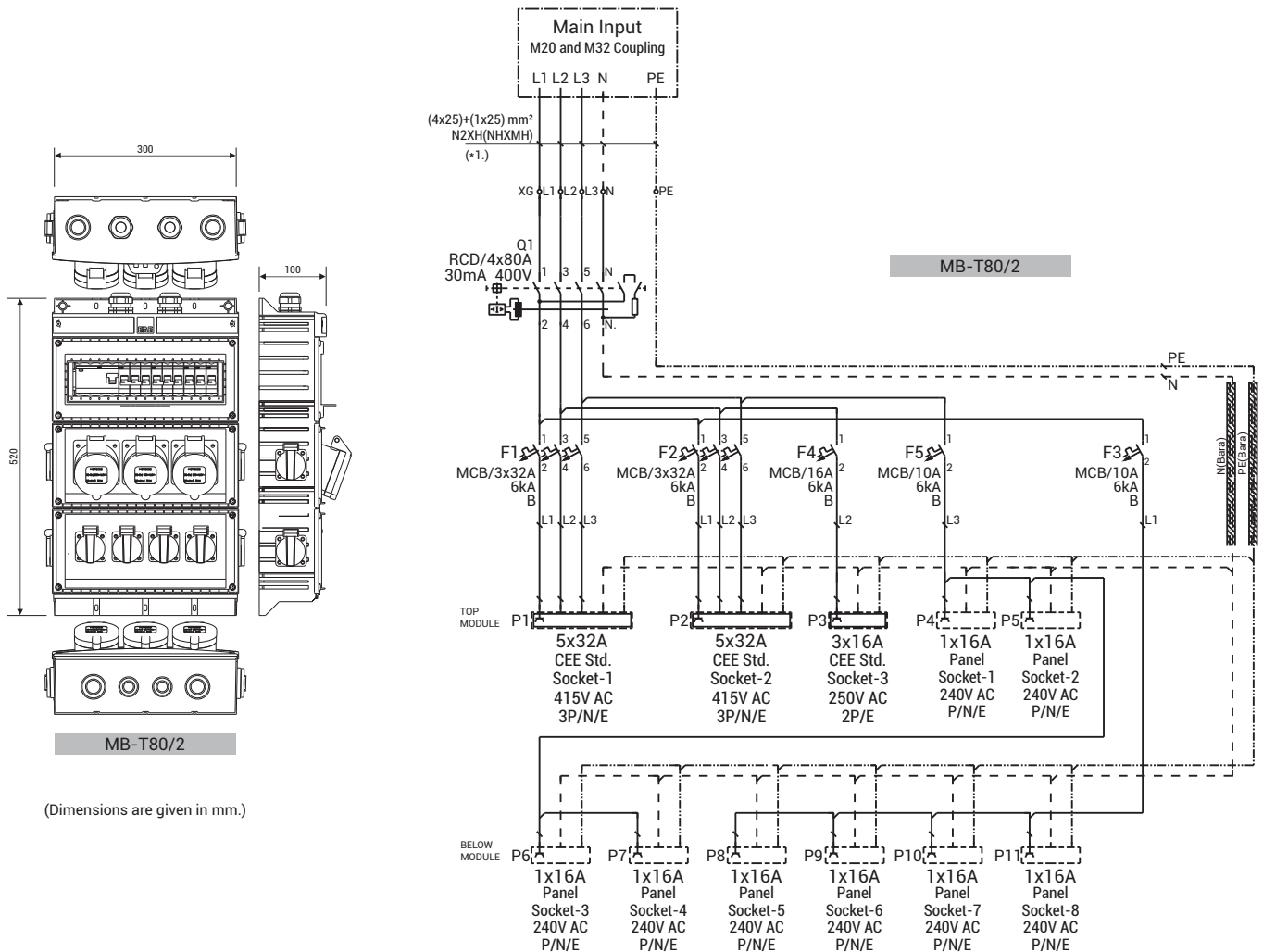
► Receptacle Combinations – Socket Mounted (Including Components and Cabling)

Operating Voltage:	: 230/400V AC
Maximum Current	: 80A
Box	: Plastic (ABS), Modular structure, IP44
Dimensions	: Indicated on the table
Sockets	: 16A-63A, 240-250/415V AC, Covered Type Panel complying with CEE Norm Machinery sockets.
Cable Inlet	: 4 knock out slots for both at the Top and Bottom; 2 pcs. M20, 2 pcs. M25, 2 pcs. M32, 2 pcs. Convenient for M40 Coupling.
Supply Cable Diameter	: N2XH or NHXMH type cable is recommended on cross-sections stated on single line diagrams.
Components Area	: 13 modules are designed as with breakable plate and transparent cover for Residual Current Circuit Breaker (RCD) and Miniature Circuit Breaker (MCB). DIN Rail is available with the module. Padlock can be fitted.
Neutral and Earth	: Designed Neutral (N) and Earth (PE) conductors are busbars. Connecting terminals are available on it.



Product	Sockets	RCD	Circuit Breaker	Coupling	Dimensions (HxWxD) (mm)	Weight (kg/pc)	Order Code	
MB-T80/2	1 pc. 3x16A 2P+E 2 pcs. 5x32A 3P+N+E 8 pcs. 1x16A P+N+E	4x80A	1P 3P 1P	1 pc. 16A/B, 6kA 2 pcs. 32A/B, 6kA 2 pcs. 10A/B, 6kA	M32 M20	520x300x100	3,590	3113905

NOTE: Unless stated otherwise, Schuko type socket outlets, (1x16A, P+N+E) are manufactured as German type grounded sockets.



■ Supply cable is for recommendation purposes and not within the scope. Cable type and cross-section should be determined by taking into consideration the voltage drop, temperature and short circuit calculations.

■ Receptacle combinations are manufactured with an option of "bottom cover -1" as a standard.

►► RECEPTACLE COMBINATIONS and MCB DISTRIBUTION BOXES

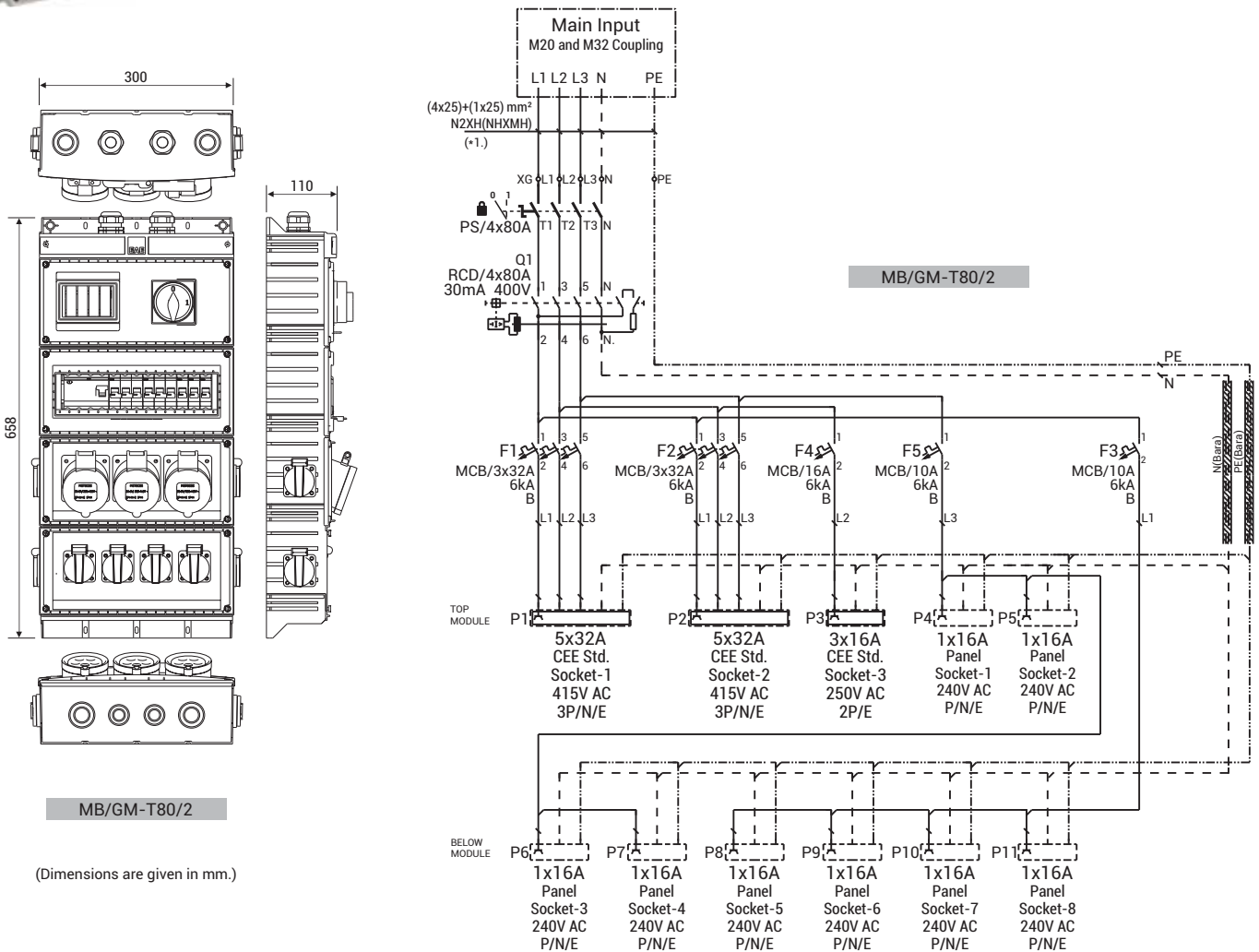
► Receptacle Combinations – Input Module and Socket Mounted (Including Components and Cabling)

- Operating Voltage:** : 230/400V AC
- Maximum Current** : 80A
- Box** : Plastic (ABS), Modular structure, IP44
- Dimensions** : H: 658mm, W: 300mm, D: 110mm
- Sockets** : 16A, 240-250V AC, Covered Type Panel complying with CEE Norm Machinery sockets.
- Cable Inlet** : 4 knock out slots for both at the Top and Bottom;
2 pcs. M20, 2 pcs. M25, 2 pcs. M32, 2 pcs. Convenient for M40 Coupling.
- Supply Cable Diameter** : N2XH or NHXMH type cable is recommended on cross-sections stated on single line diagrams.
- Components Area** : 13 modules are designed as with breakable plate and transparent cover for Residual Current Circuit Breaker (RCD) and Miniature Circuit Breaker (MCB). DIN Rail is available with the module. Padlock can be fitted.
- Input Module With Main Switch:** The neutral switch and padlock plug in safety switch are of standard, and when required; 4 modules suitable for the use of the main miniature circuit breaker (MCB) or cartridge fuse (aM), along with a breakable plate, a transparent cover compartment and a DIN rail are available.
- Neutral and Earth** : Designed Neutral (N) and Earth (PE) conductors are busbars. Connecting terminals are available on it.



Product	Sockets	RCD 30mA	Circuit Breaker	Safety Switch	Coupling	Weight (kg/pc)	Order Code
MB/GM-T80/2	1 pc. 3x16A 2P+E 2 pc. 5x32A 3P+N+E 8 pcs. 1x16A P+N+E	4x80A	1P 3P 1P 1 pc. 16A/B, 6kA 2 pc. 32A/B, 6kA 2 pcs. 10A/B, 6kA	4P 4x80A, 0-1	M32 M20	5,390	3137481

NOTE: Usage of the Cartridge Fuse (aM) slot or Miniature Circuit Breaker (MCB) in the Input Module is optional and not internally included. Unless stated otherwise, Schuko type socket outlets, (1x16A, P+N+E) are manufactured as German type grounded sockets.



(Dimensions are given in mm.)

■ Supply cable is for recommendation purposes and not within the scope. Cable type and cross-section should be determined by taking into consideration the voltage drop, temperature and short circuit calculations.

■ Receptacle combinations are manufactured with an option of "bottom cover -1" as a standard.

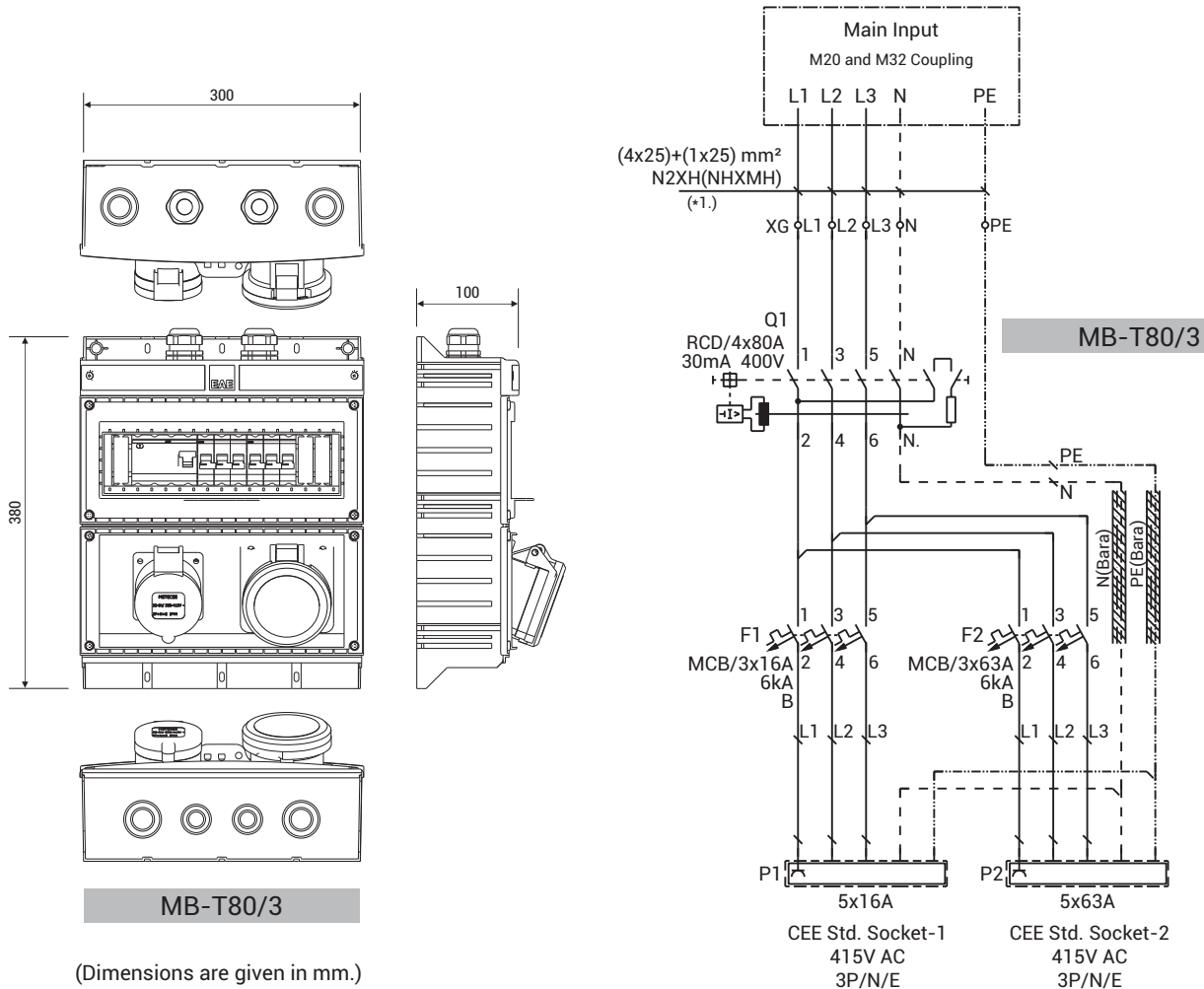
►► RECEPTACLE COMBINATIONS and MCB DISTRIBUTION BOXES

► Receptacle Combinations – Socket Mounted (Including Components and Cabling)

Operating Voltage:	: 230/400V AC
Maximum Current	: 80A
Box	: Plastic (ABS), Modular structure, IP44
Dimensions	: Indicated on the table
Sockets	: 16A-63A, 240-250/415V AC, Covered Type Panel complying with CEE Norm Machinery sockets.
Cable Inlet	: 4 knock out slots for both at the Top and Bottom; 2 pcs. M20, 2 pcs. M25, 2 pcs. M32, 2 pcs. Convenient for M40 Coupling.
Supply Cable Diameter	: N2XH or NHXMH type cable is recommended on cross-sections stated on single line diagrams.
Components Area	: 13 modules are designed as with breakable plate and transparent cover for Residual Current Circuit Breaker (RCD) and Miniature Circuit Breaker (MCB). DIN Rail is available with the module. Padlock can be fitted.
Neutral and Earth	: Designed Neutral (N) and Earth (PE) conductors are busbars. Connecting terminals are available on it.



Product	Sockets	RCD 30mA	Circuit Breaker	Coupling	Dimensions (HxWxD) (mm)	Weight (kg/pc)	Order Code
MB-T80/3	1 pc. 5x16A 3P+N+E 1 pc. 5x63A 3P+N+E+p	4x80A	3P 3P 1 pc. 16A/B, 6kA 1 pc. 63A/B, 6kA	M32 M20	380x300x100	3,415	3113912



■ In case of using 63A CEE Norm socket, "pilot contact" interlocking circuit should be applied. For details, please refer to page 60.

■ Supply cable is for recommendation purposes and not within the scope. Cable type and cross-section should be determined by taking into consideration the voltage drop, temperature and short circuit calculations.

■ Receptacle combinations are manufactured with an option of "bottom cover -1" as a standard.

►► RECEPTACLE COMBINATIONS and MCB DISTRIBUTION BOXES

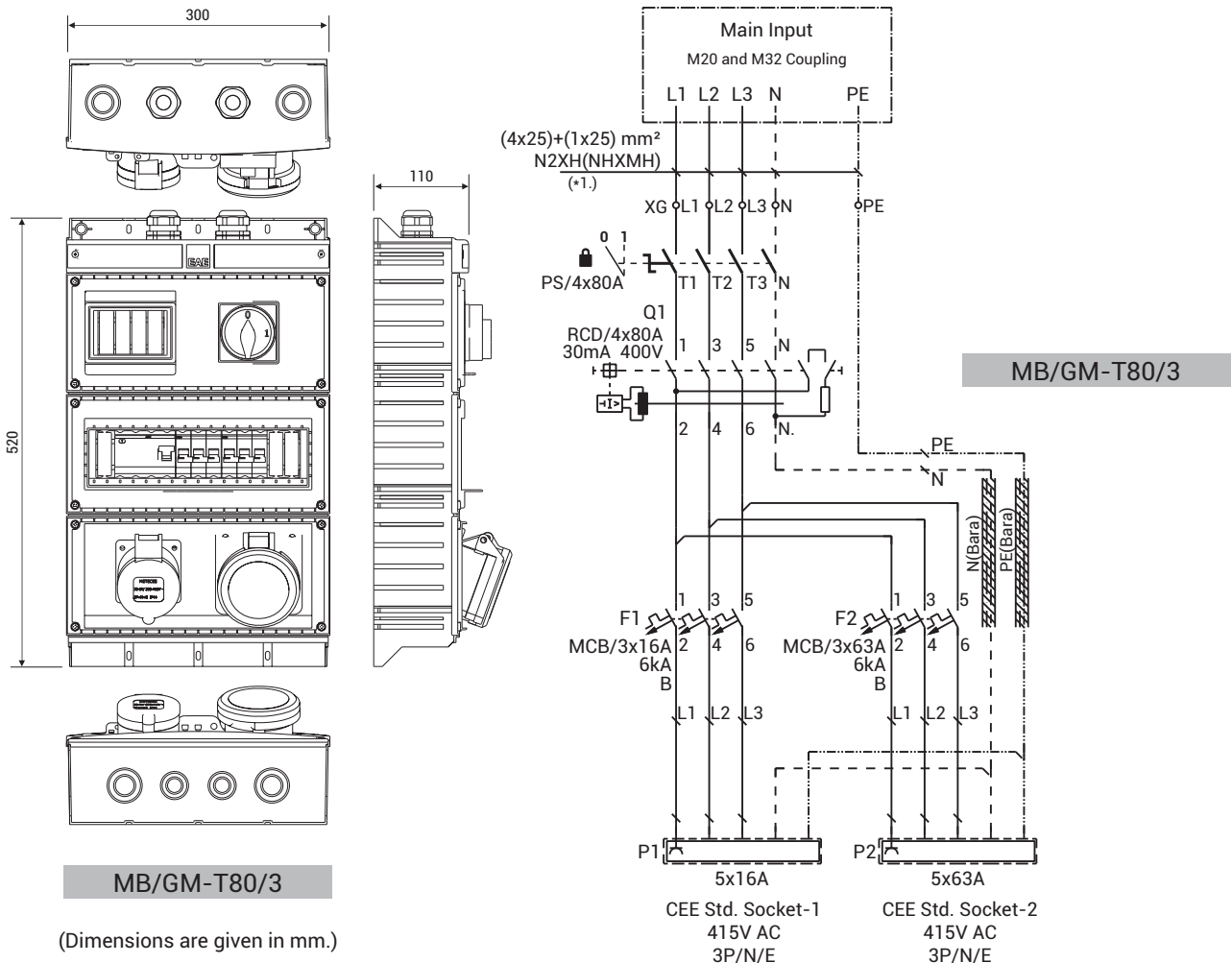
► Receptacle Combinations – Input Module and Socket Mounted (Including Components and Cabling)

- Operating Voltage:** : 230/400V AC
- Maximum Current** : 80A
- Box** : Plastic (ABS), Modular structure, IP44
- Dimensions** : H: 520mm, W: 300mm, D: 110mm
- Sockets** : 16A, 240-250V AC, Covered Type Panel complying with CEE Norm Machinery sockets.
- Cable Inlet** : 4 knock out slots for both at the Top and Bottom;
2 pcs. M20, 2 pcs. M25, 2 pcs. M32, 2 pcs. Convenient for M40 Coupling.
- Supply Cable Diameter** : N2XH or NHXMH type cable is recommended on cross-sections stated on single line diagrams.
- Components Area** : 13 modules are designed as with breakable plate and transparent cover for Residual Current Circuit Breaker (RCD) and Miniature Circuit Breaker (MCB). DIN Rail is available with the module. Padlock can be fitted.
- Input Module With Main Switch:** The neutral switch and padlock plug in safety switch are of standard, and when required; 4 modules suitable for the use of the main miniature circuit breaker (MCB) or cartridge fuse (aM), along with a breakable plate, a transparent cover compartment and a DIN rail are available.
- Neutral and Earth** : Designed Neutral (N) and Earth (PE) conductors are busbars. Connecting terminals are available on it.



Product	Sockets	RCD 30mA	Circuit Breaker	Safety Switch	Coupling	Weight (kg/pc)	Order Code
MB/GM-T80/3	1 pc. 5x16A 3P+N+E 1 pc. 5x63A 3P+N+E+p	4x80A	3P 3P 1 pc. 16A/B, 6kA 1 pc. 63A/B, 6kA	4P 4x80A, 0-1	M32 M20	5,220	3137482

NOTE: Usage of the Cartridge Fuse (aM) slot or Miniature Circuit Breaker (MCB) in the Input Module is optional and not internally included.



- In case of using 63A CEE Norm socket, "pilot contact" interlocking circuit should be applied. For details, please refer to page 60.
- Supply cable is for recommendation purposes and not within the scope. Cable type and cross-section should be determined by taking into consideration the voltage drop, temperature and short circuit calculations.
- Receptacle combinations are manufactured with an option of "bottom cover -1" as a standard.

►► RECEPTACLE COMBINATIONS and MCB DISTRIBUTION BOXES

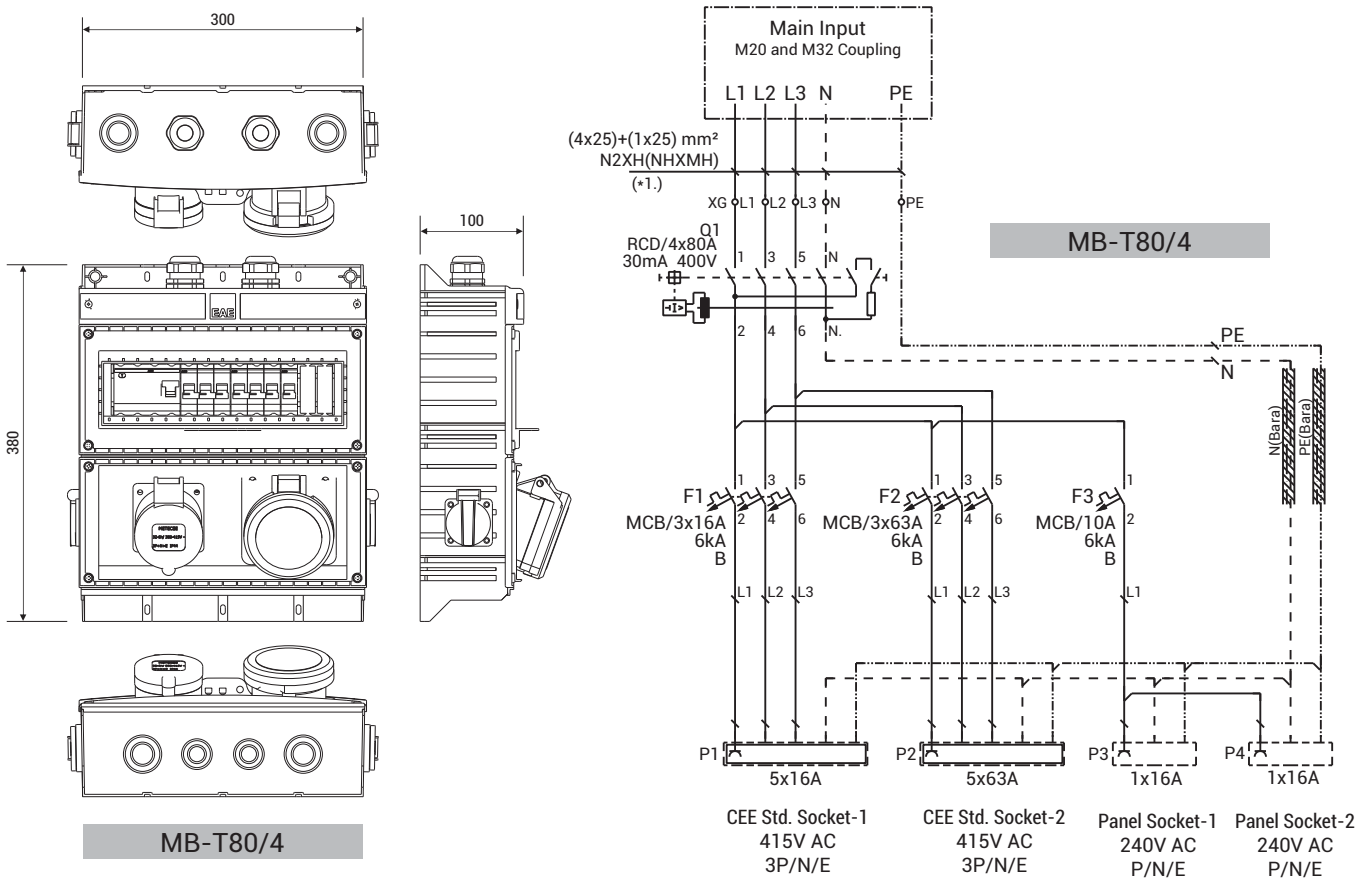
► Receptacle Combinations – Socket Mounted (Including Components and Cabling)

Operating Voltage:	: 230/400V AC
Maximum Current	: 80A
Box	: Plastic (ABS), Modular structure, IP44
Dimensions	: Indicated on the table
Sockets	: 16A-63A, 240-250/415V AC, Covered Type Panel complying with CEE Norm Machinery sockets.
Cable Inlet	: 4 knock out slots for both at the Top and Bottom; 2 pcs. M20, 2 pcs. M25, 2 pcs. M32, 2 pcs. Convenient for M40 Coupling.
Supply Cable Diameter	: N2XH or NHXMH type cable is recommended on cross-sections stated on single line diagrams.
Components Area	: 13 modules are designed as with breakable plate and transparent cover for Residual Current Circuit Breaker (RCD) and Miniature Circuit Breaker (MCB). DIN Rail is available with the module. Padlock can be fitted.
Neutral and Earth	: Designed Neutral (N) and Earth (PE) conductors are busbars. Connecting terminals are available on it.



Product	Sockets	RCD 30mA	Circuit Breaker	Coupling	Dimensions (HxWxD) (mm)	Weight (kg/pc)	Order Code
MB-T80/4	1 pc. 5x16A 3P+N+E 1 pc. 5x63A 3P+N+E+p 2 pcs. 1x16A P+N+E	4x80A	3P 3P 1P 1 pc. 16A/B, 6kA 1 pc. 63A/B, 6kA 1 pc. 10A/B, 6kA	M32 M20	380x300x100	3,315	3113913

NOTE: Unless stated otherwise, Schuko type socket outlets, (1x16A, P+N+E) are manufactured as German type grounded sockets.



■ In case of using 63A CEE Norm socket, "pilot contact" interlocking circuit should be applied. For details, please refer to page 60.

■ Supply cable is for recommendation purposes and not within the scope. Cable type and cross-section should be determined by taking into consideration the voltage drop, temperature and short circuit calculations.

■ Receptacle combinations are manufactured with an option of "bottom cover -1" as a standard.

►► RECEPTACLE COMBINATIONS and MCB DISTRIBUTION BOXES

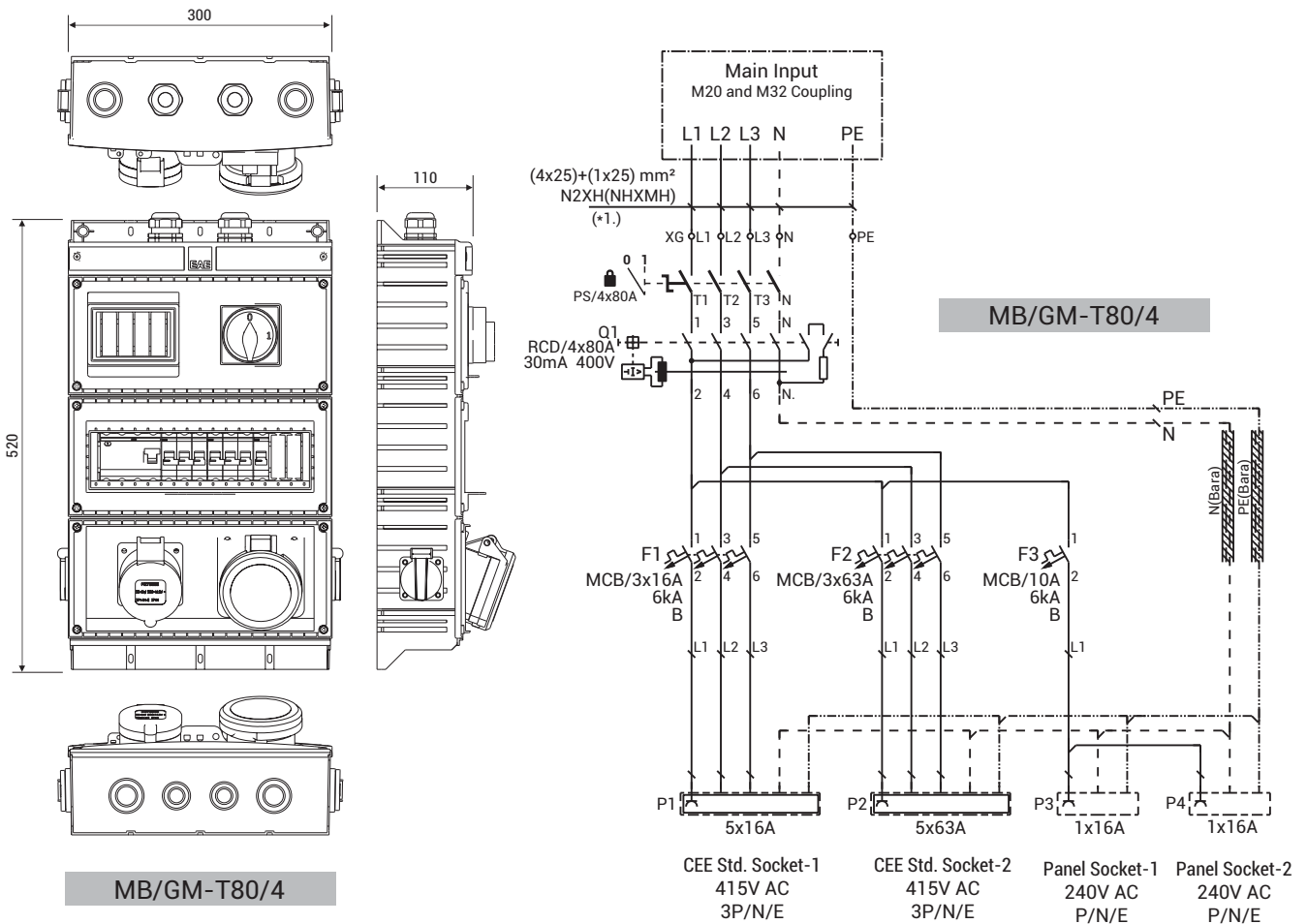
► Receptacle Combinations – Input Module and Socket Mounted (Including Components and Cabling)

Operating Voltage:	: 230/400V AC
Maximum Current	: 80A
Box	: Plastic (ABS), Modular structure, IP44
Dimensions	: H: 520mm, W: 300mm, D: 110mm
Sockets	: 16A, 240-250V AC, Covered Type Panel complying with CEE Norm Machinery sockets.
Cable Inlet	: 4 knock out slots for both at the Top and Bottom; 2 pcs. M20, 2 pcs. M25, 2 pcs. M32, 2 pcs. Convenient for M40 Coupling.
Supply Cable Diameter	: N2XH or NHXMH type cable is recommended on cross-sections stated on single line diagrams.
Components Area	: 13 modules are designed as with breakable plate and transparent cover for Residual Current Circuit Breaker (RCD) and Miniature Circuit Breaker (MCB). DIN Rail is available with the module. Padlock can be fitted.
Input Module With Main Switch:	The neutral switch and padlock plug in safety switch are of standard, and when required; 4 modules suitable for the use of the main miniature circuit breaker (MCB) or cartridge fuse (aM), along with a breakable plate, a transparent cover compartment and a DIN rail are available.
Neutral and Earth	: Designed Neutral (N) and Earth (PE) conductors are busbars. Connecting terminals are available on it.



Product	Sockets	RCD 30mA	Circuit Breaker	Safety Switch	Coupling	Weight (kg/pc)	Order Code
MB/GM-T80/4	1 pc. 5x16A 3P+N+E 1 pc. 5x63A 3P+N+E+p 2 pcs. 1x16A P+N+E	4x80A	3P 3P 1P 1 pc. 16A/B, 6kA 1 pc. 63A/B, 6kA 1 pc. 10A/B, 6kA	4P	4x80A, 0-1 M32 M20	5,120	3137483

NOTE: Usage of the Cartridge Fuse (aM) slot or Miniature Circuit Breaker (MCB) in the Input Module is optional and not internally included. Unless stated otherwise, Schuko type socket outlets, (1x16A, P+N+E) are manufactured as German type grounded sockets.



- In case of using 63A CEE Norm socket, "pilot contact" interlocking circuit should be applied. For details, please refer to page 60.
- Supply cable is for recommendation purposes and not within the scope. Cable type and cross-section should be determined by taking into consideration the voltage drop, temperature and short circuit calculations.
- Receptacle combinations are manufactured with an option of "bottom cover -1" as a standard.

►► RECEPTACLE COMBINATIONS and MCB DISTRIBUTION BOXES



►► RECEPTACLE COMBINATIONS and MCB DISTRIBUTION BOXES



▶▶ RECEPTACLE COMBINATIONS and MCB DISTRIBUTION BOXES



►► ACCESSORIES

► Trolley

Product	Description	Dimensions (HxWxD)	Weight (Kg)	Order Code
Multibox Trolley	Coated (RAL9005) metal construction, with metal frame and elastic base (125x40), complete with wheels.	1000x320x525	9	3114219



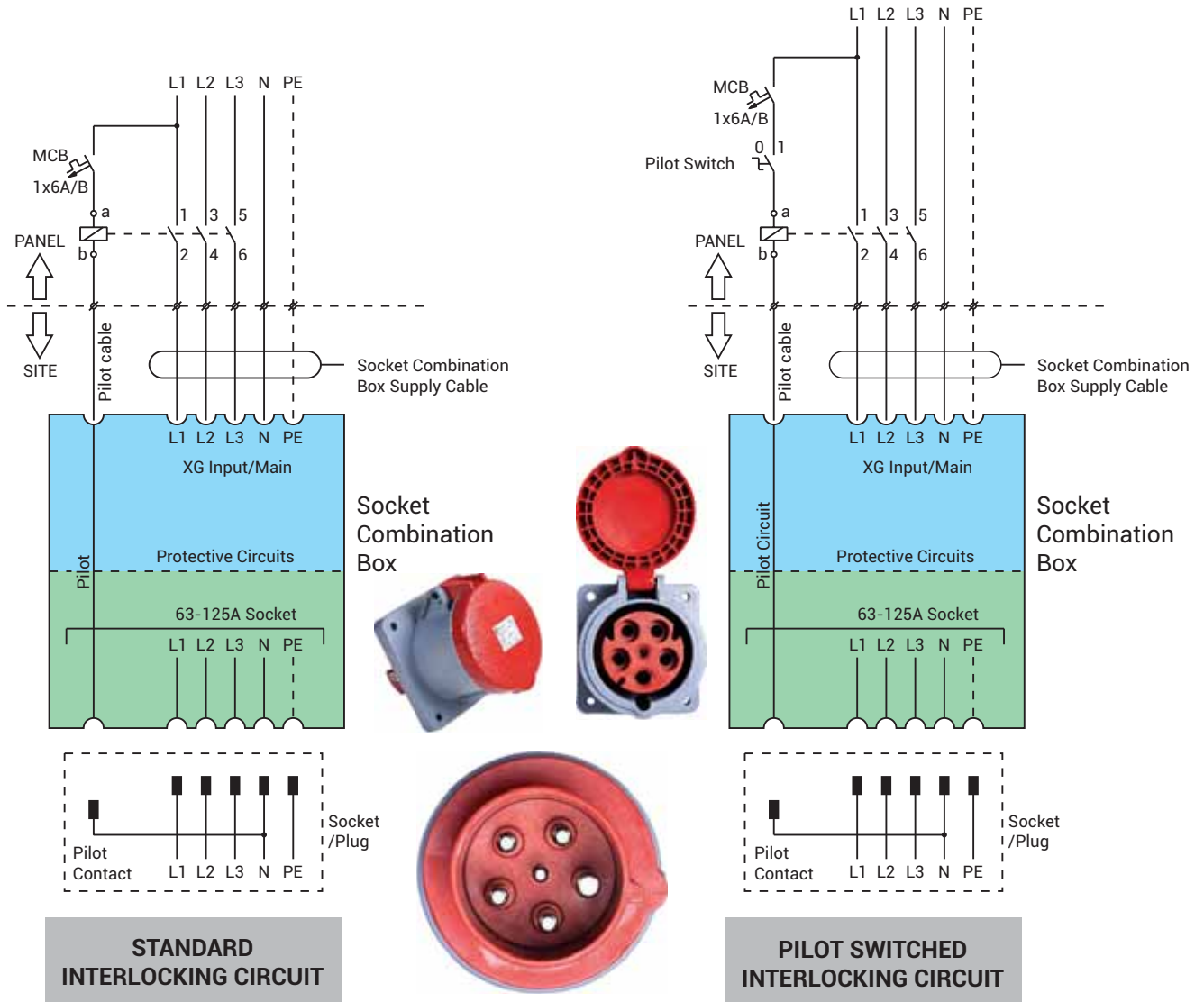
Note: Socket combination box and cable are only for visual purposes and symbolic. Not included within the price.



■ Maximum 3 modules (430x300x100mm) of Socket Combination Box (MULTIBOX) can be attached on the trolley. Please contact us for customized dimensions and designs.

▶▶ 63A CEE NORM SOCKET AND PILOT CONTACT SYSTEM

The pilot contact is an auxiliary contact used for the purposes of performing electrical interlocking and ensuring the safety in products 63A – 125A. As it is the last contact point when the plug is inserted in the socket, it ensures that the circuit closes with a delay while the entire contacts are conducting and, as it is the last contact leaving the contact while the plug leaves the socket, it ensures that the circuit opens in advance. Therefore, it prevents the plug and socket inserted or leaving under load and thus further preventing the formation of an electric arc. In the products with pilot contact, the length of contacts is longer and therefore cannot provide protection against finger contact. This protection is ensured through electrical interlocking. For the safe operation of the system, a contactor with the appropriate current value together with one of the following circuits is required to be used accordingly.



CE DECLARATION OF CONFORMITY

Product Group E-Line Multibox Socket Combination and MCB Boxes

Manufacturer EAE Elektrik Asansor End. Insaat San. ve Tic. A.S.
Akcaburgaz Mahallesi, 3114. Sokak,
No:10 34522 Esenyurt-Istanbul

The objects of the declaration described below is in conformity with the relevant Union harmonisation legislation. This declaration of conformity is issued under the sole responsibility of the manufacturer.

Standard :**EN 60670-24**

Boxes and enclosures for electrical accessories for household and similar fixed electrical installations – Part 24: Particular requirements for enclosures for housing protective devices and other power dissipating electrical equipment.

CE - Directive

2014/35/EU "The Low Voltage Directive"

Technical Document Preparation Official:

EAE Elektrik Asansor End. Insaat San. ve Tic. A.S.
Akcaburgaz Mahallesi, 3114. Sokak, No:10 34522 Esenyurt-Istanbul

Emre GÜRLEYEN

Date


03.02.2021

Document Authorized Signatory

Elif Gamze KAYA OK
Deputy General Manager




Parts List				
Serial No	Type	Pcs.		
			Company :	
			Project :	
			Project No :	
Prepared by		Name :		
		Date :		
		Signature :		




Please duplicate this page for your own use

Parts List				
Serial No	Type	Pcs.		
			Company :	
			Project :	
			Project No :	
			Name :	
			Date :	
			Signature :	
			Prepared by	



Please duplicate this page for your own use

Parts List				
Serial No	Type	Pcs.		
			Company :	
			Project :	
			Project No :	
Prepared by		Name :		
		Date :		
		Signature :		



Please duplicate this page for your own use

PRODUCT TYPES



BUSBAR ENERGY DISTRIBUTION SYSTEMS



CABLE TRAYS



TROLLEY BUSBAR ENERGY DISTRIBUTION SYSTEMS



INDOOR SOLUTIONS



SUPPORT SYSTEMS

Please visit our website for the updated version of our catalogues.
www.eae.com.tr



EAE Elektrik A.S.
Akcaburgaz Mahallesi,
3114. Sokak, No:10 34522
Esenyurt - Istanbul - TURKEY
Tel: +90 (212) 866 20 00
Fax: +90 (212) 886 24 20

Please visit our website for the updated version of our catalogs.
www.eaelectric.com



Catalogue 43-Eng. / Rev 04 1.000 Pcs. 25/03/2021
G.M.

EAE has full right to make any revisions or changes on this catalogue without any prior notice.