EAE
ELEKTRİK

PANORAMA



www.eaeelectric.com

Company Profile

EAE Grup
in numbers;

1973
year of foundation

280.000m²
closed manufacturing area

5
manufacturing plants

3
R&D Centers

100+
countries of export

Founded in 1973, EAE Elektrik A.S. being the parent company of EAE Group is a worldwide manufacturer of electrical products.

Founded	: in 1973
Closed Manufacturing Area	: 280.000m²
Range of Products	: Busbar Power Distribution Systems Lighting Busbar Systems Cable Tray Systems Underfloor Trunking Trolley Busbar Systems
Companies	: EAE Elektrik EAE Aydınlatma EAE Elektroteknik EAE Teknoloji EAE Makine
Number of Plants	: 5

"Lean Production" and "Innovative and Customer Driven Product Development" approaches are the key values utilized in designing and manufacturing the product families in compliance with ISO 9001, ISO 14001, OHSAS 18001 and ISO 27001.

EAE Elektrik A.S. busbar products are certified by KEMA/DEKRA (Holland), KEMA - KEUR, UL classified laboratories as per IEC 61537-1/6 standards.


ELINEMULTIBOX
ELINESMART
DATARACKBUSBAR

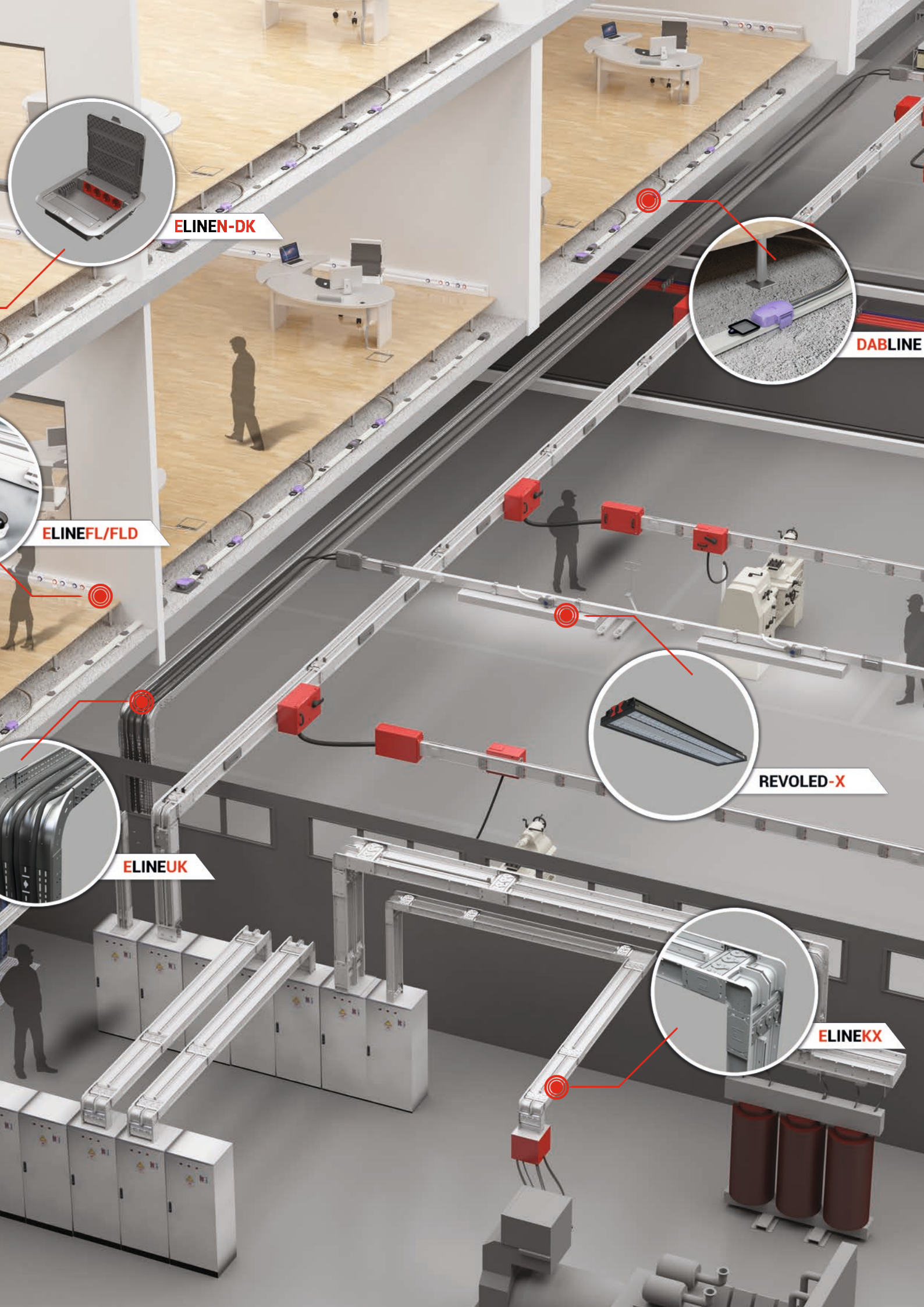
ELINEN-DK
DABLINE
ELINEFL/FLD
REVOLED-X
ELINEUK
ELINEKX

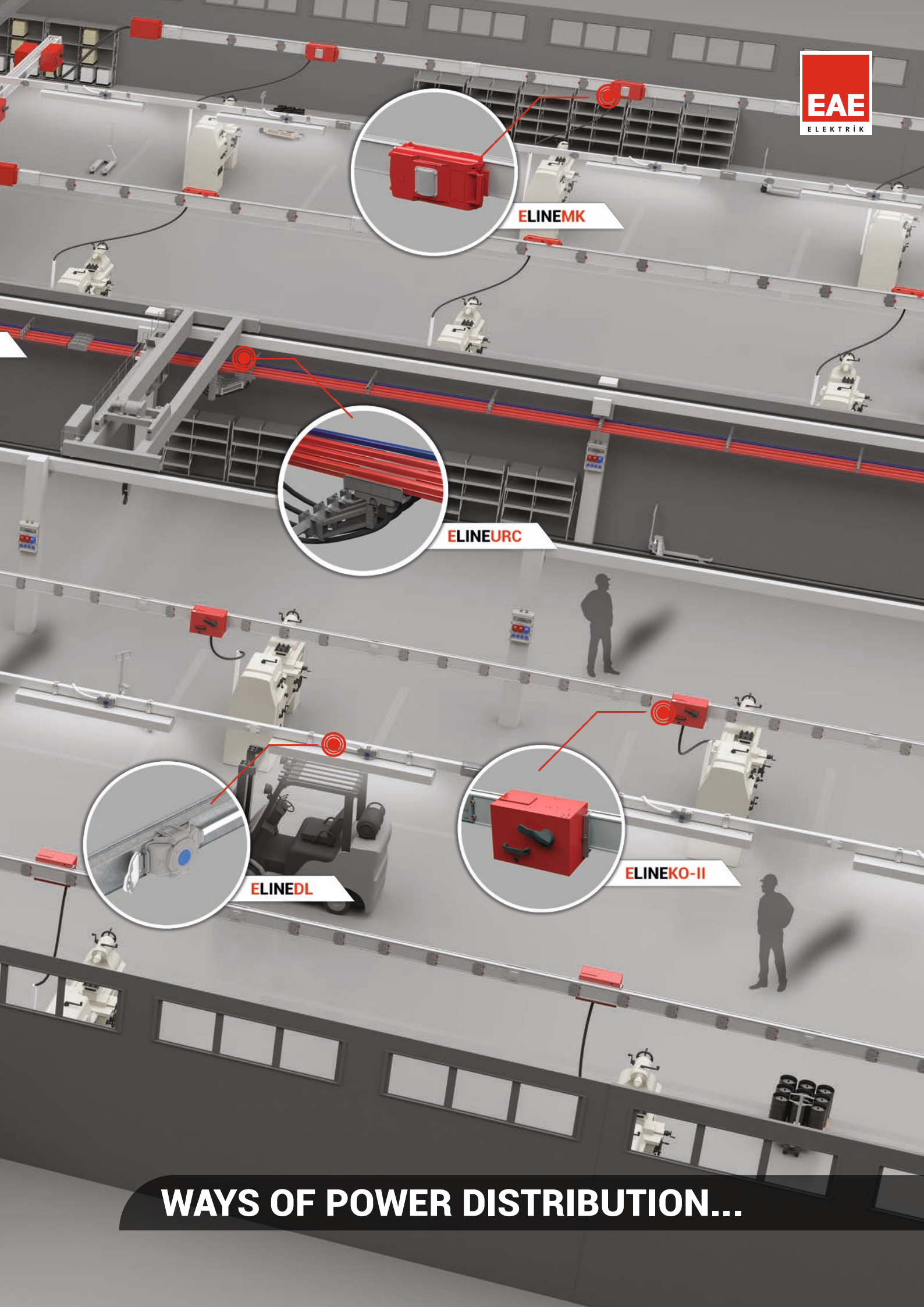

WAYS OF POWER DISTRIBUTION...

COMPACT BUSBAR DISTRIBUTION SYSTEM

ELINEKX Compact Busbar Distribution System 400...6300 A



Overview

The EAE E-Line KX Series compact busbar system is designed for use in projects requiring high power distribution, and is rated from 400A to 6300A using the latest technology.

Features:

- Modular structure
- Ability to supply energy either from the joints of from the tap-off points (Bolt-on or Plug-in)
- High electrical and mechanical strength
- The compact structure offers many benefits in the installation
- Fast, easy and reliable installation with single bolt joint construction.
- Output units allow a significant saving about panel and system cost
- Special design for minimal voltage drop
- Tin plated aluminium or copper conductors
- IP 55 protection degree
- Aluminium housing
- Epoxy insulation
- Fire resistance as per IEC 60331

Applications:

- Production areas in factories
- Textile factories
- Furniture factories
- Automotive and automotive sub-industries
- Malls
- Exhibition areas
- High rise buildings
- Hotels
- Hospitals
- Business centres

Advantages of E-Line KX Compact Busbar:

- High short circuit resistance due to compact construction
- Less voltage drop in comparison to cable systems
- Special alloy metal enclosure provides higher mechanical strength and causes less electromagnetic interference.
- Better cooling capability
- High resistance to fire
- Seismic resistance
- Protection Degree (IP55 standard and IP67 optional)
- Requires less space in comparison to cable systems

Tupras / Turkey

COMPACT BUSBAR DISTRIBUTION SYSTEM

ELINECR Compact Busbar Distribution System 630...6300 A



Overview

The body of the E-Line CR busbar is formed using DURACOMP, a composite material of epoxy resin and pure silicon which gives protection against arduous environments and high impact.

Features:

- Current ranges for CRA Aluminium conductor series; 630A / 800A / 1000A / 1250A / 1600A / 2000A / 2250 A / 2500A / 3000A / 3200A / 3600A / 4000A / 5000A
- Current ranges for CRC Copper conductor series; 800A / 1000A / 1250A / 1600A / 2000A / 2500A / 3000A / 3200A / 3600A / 4000A / 5000A / 6300A
- IP68 / IP69 K protection degree
- 4, 5 and 6 conductor options
- Clean earth option
- IEC 60331-1, 3 hours of continuous current under fire condition
- Conformance to seismic requirements in accordance with IEC 60068-3-3; IEC 60068- 2-57 and IEEE 693 standards

Applications:

- Links between transformers and switchboards
- Oil and gas plants
- Nuclear plants
- Cement plants
- Power plants
- Harbours and shipyards
- Food processing plants
- Tunnels and underpasses

Fire and Earthquake Resistance

▶ IEC 60331-1, 3 hours of continuous current under fire condition

▶ Seismic Resistance as per IEC 60068-3-3 / 60068-2-57 and IEEE 693.

DIN 4102-12

▶System Integrity Under Fire

E60 ⟶ Standard
E120 ⟶ External Protection Support

EX - Protected

▶ Conformance to seismic requirements in accordance with IEC 60068-3-3 ; IEC 60068- 2-57 and IEEE 693 standards

Ex II 2G Ex mb IIC Gb
II 2D IIIC Db



E-LINE CR-KX

Transition Module

CR-KX transition module offers the possibility of reducing time and cost with direct installation.

COMPACT BUSBAR DISTRIBUTION SYSTEM

ELINEMV Medium Voltage Busbar Distribution System 950...5700A



Overview

The E-Line MV Series Busbar Systems, as the newest addition to the busbar product range, is offered with 12 kV and 24 kV variants. It offers safe and efficient power transmission. MV CR is manufactured in a single body with Al or Cu conductors embedded in DURACOMP insulation which is a composite material of epoxy and pure silicon.

Features:

- 12 kV and 24 kV variants
- DURACOMP composite body
- Ex-proof
- IP68 protection degree

Applications:

- Outdoors
- Industrial buildings
- Petrochemical Industry
- Areas with flood risk
- Oil and natural gas Industry
- Power Generation Industry
- Data centers

ELINECCR Busbar Energy Distribution Systems 850A...6300A

Overview

The body of the E-Line CCR busbar is formed using DURACOMP, a composite material of epoxy resin and pure silicon with Aluminium housing body which gives protection against arduous environments and high impact.

Features:

- CCRC Current ranges for CRA Copper conductor series; 850A / 1000A / 1250A / 1600A / 2000A / 2500A / 3200A / 3400A / 4000A / 5000A / 5750A / 6300A
- IP68 K protection degree
- 3, 4, 4,5 and 5 conductor options
- Clean earth option

Applications:

- Links between transformers and switchboards
- Oil and gas plants
- Nuclear plants
- Cement plants
- Power plants
- Harbours and shipyards
- Food processing plants
- Tunnels and underpasses

COMPACT BUSBAR DISTRIBUTION SYSTEM

ELINEKO-II Busbar Distribution System 160...800A



Overview

"E-Line KO Series" medium range busbar systems provide suitable solutions for electricity transmission and distribution in medium-sized buildings or industrial facilities. They can be used in horizontal or vertical applications. Tap off box solutions comprise sheet metal boxes with circuit breakers, or plastic boxes for small currents which are compatible with Miniature Circuit Breakers

Features:

- Modular structure
- Plug-in tap off outlets at every 25 cm
- Aluminium or copper conductors
- 4, 4,5 or 5 conductors
- Tin plated conductors
- Dust cover on outlet points
- IP 55 protection class

Applications:

- Production areas in factories
- Textile plants
- Furniture plants
- Automotive plants
- Automotive sub-industry
- Shopping centres
- Exhibition centres
- High-rise buildings
- Hotels
- Hospitals
- Business centres
- Data centres

ELINEKD Data Rack Busbar Systems 160...800A



Overview

To power the mission critical IT infrastructures, EAE offers a highly flexible Busbar Systems for reliable and energy efficient operations in your Healthcare System's Data Centers.

Features:

- Plug-n-play anywhere along the bar
- Protected Tap-Off Contacts
- Tap-Off contacts with heat cycle testing
- Al and Cu conductor options
- Safe Alignment mechanism ensures correct installation and operation
- Special interlock mechanism enabling to carry the weight of the plug-in box and cables by the busbar housing
- Up to 6 conductor option
- IP23D protection

Applications:

- Data Center
- White space general usage
- White space points which requires high density usage of tap-off boxes
- Plug-n-Play
- Al or Cu - up to 6 Conductors
- Whisker Free Tap-Off Contacts
- AC or DC Feed
- IP23D Protection
- Mono Block Joint Mechanism
- Snap-In Suspension Mechanism
- KD KD Plug-in 125A Aluminum Case Tap Off Boxes
- Tap-Off Boxes with Safe Locking Mechanism

COMPACT BUSBAR DISTRIBUTION SYSTEM

ELINEMK Busbar Distribution System 100-160-225A



Overview

The small power range busbar systems of "E-Line MK Series" provide flexible and cost-effective solutions for the transmission and distribution of electricity in small-sized enterprises , workshops and industrial facilities.

Features:

- Modular structure
- Plug-in tap off outlets at every 25 cm on both side
- Tin plated aluminium or copper conductors
- 4 or 5 conductors
- Hinged and lockable dust cover on outlet points
- Installation without using a torque wrench (shearhead bolts)
- IP 55 protection class
- Flexible elbows and expansion modules

Applications:

- Small enterprises
- Local production areas in factories
- Workshops
- Textile plants
- Automotive plants
- Automotive sub-industries
- Small-sized industrial plants
- Shopping centres
- Large markets
- Data centres

CABLE TRAY SYSTEMS

Overview

EAE cable tray systems; offer functional and economical solutions for reliable transport and distributing of cable. Architectural detail can be easily applied to all kinds of materials with a variety of accessories. Provide easy and quick installation roof, ceiling, wall details to ensure with various suspension elements.
Cable channel system and straps are made of high-quality production systems based on international standards and automation. Usage varies according to the area and environment. According to this;

ELINEUKS-UKFE Cable Tray Systems



Overview

E-Line UKS series Pre-galvanized cable Trays are produced as heavy duty types in accordance with TSE, TS EN 10346 and ISO 10143 standards. Products can be manufactured as single pieces up to 6 metres long as they are produced using the roll forming method. Standard lengths are produced as 3 metres lengths. Products are designed to carry the cabling in the interior areas of plants and buildings.

Features:

- Heavy duty type
- Standard H:40mm or H:60 mm heights (can be produced upon request: 50-75-100 mm)
- 50/100/150/200/250/300/400/500/600 mm widths
- 0,8/1/1,2/1,5/2 mm thinknesses
- 3000-4000-5000-6000 mm lenghts
- According to the TS EN 10346 and TS EN 10143 standards galvanized option (pregalvanized)
- Possibility to connect the various accessories that 20,5 diametres hole in the middle of the tray
- Wide range of accessories
- Fire resistance certificates (E30-E60-E90)
- Galvanized steel painted finish available on request (epoxy, epoxy polyester, polyester)

Applications:

- Warehouses
- Workshops
- Car parking areas
- Markets
- Business centres
- Industrial plants
- Similar work places and spaces

ELINEUKFG-C Cable Tray Systems



Overview

E-LINE UKFG-UKFC systems can be connected with a bolt without the need for any an additional equipment thanks to its snap on system on the edges. It offers the greatest savings with minimum installation time thanks to its minimum thickness and minimum costs and simple installation on site.

Features:

- Heavy duty type
- 40/50/60 mm heights
- 100/200/300/400/500/600 mm widths
- 100-200-300 mm widths 0,7 mm and 400-500-600 mm widths 0,9 mm thicknesses
- Thanks to special forming of the edges of the tray lengths, it can bear the load equal to the products with standard thickness
- Thanks to its snap on system, easily mounted without the need for additional elements
- Wide range of accessories
- Fire resistance certificates (E30-E60-E90)

Applications:

- Parking areas
- Hotels, housing
- Factory and industrial plants
- Food processing plants

CABLE TRAY SYSTEMS

ELINEKM Pre-galvanized Foldable Cable Ladders



Overview

E-Line KM pre-galvanized foldable cable ladders are featured with one-way folding. Thanks to this, they take up much less space than the E-Line KC series cable ladders. This reduces shipment and storage costs.

Features:

- Heavy duty type
- 40/50/60/75/100/125/150 mm heights
- 100/200/300/400/500/600 widths (700-800-900-1000 special widths on request)
- 3000 mm length (6000 mm special length on request)
- TS EN ISO 1461 standard hot-dip and TS EN 10346, TS EN 10143 standart pre-galvanized production.
- Load carrying capacity can be increased by giving shape to the sheet iron
- Products can be used along the side walls in horizontal suspended application. Thereby provides a significant cost advantage.
- 300 mm equally spaced traverse structure
- More cable space than traditional ladders with special traverse height
- Fire resistance certificates (E30-E60-E90)

Applications:

- Suitable for internal and external environment
- Industrial plants
- Skyscrapers
- Textile and confection plants
- Automotive plants
- Shopping centres
- Hospitals
- Conference centres
- Parking areas
- Oil & Gas plants
- Tunnels; rail systems, bridges, underpasses

ELINETKS Pre-galvanized and Hot-dip Trunking Systems

Overview

E-Line TKS series trunking cover cable trays systems are used for cabling in indoor environments. They are manufactured as pre-galvanized or Hot dip.The cover is easily mounted thanks to the special lock system. Mounting the modules on trays is quick and simple.

Features:

- Heavy duty covers and locked non perforated structure
- 3 locking points every 3 metres
- Possibility of the quick lock cover
- H:50-75-100 and 150 mm heights
- 50/75/100/150/200 mm widths
- 1,2 mm and 1,5 mm thickness
- Providing resistance to the passage of the grounding continuity reducer coupling (which is important for data and telephone cables.)
- 3000 mm lenghts
- TS EN ISO 1461 standard hot-dip and TS EN 10346, TS EN 10143 standart pre-galvanized production.
- Wide range of accessories

Applications:

- Acceptable internal environment
- Connection between machines
- Banks (IT centres)
- Required mechanical and UV protection areas

CABLE TRAY SYSTEMS

ELINEKMH-KMA Hot-dip Galvanized Cable Ladders

Overview

E-Line KMH-KMA cable ladders are designed to route the cabling in facilities and buildings in internal or external environments on vertical shafts thanks to its high load bearing capacity.

Features:

- Heavy duty type
- 40/50/60/75/100/125/150 mm heights
- 50/100/150/200/250/300/400/500/600 mm widths
- With Binrak traverse with 700/800/900 width options, high bearing capacity (KMA)
- 1,2/1,5/2 mm thicknesses
- Load carrying capacity can be increased by giving shape to the sheet iron
- 300 mm equally spaced traverse structure
- TS EN ISO 1461 standard hot-dip production
- Wide range of accessories
- Fire resistance certificates (E30-E60-E90)
- Galvanized steel painted finish available on request (epoxy, epoxy polyester, polyester)

Applications:

- Suitable for internal and external environment
- Industrial plants
- Skyscrapers
- Textile and confection plants
- Automotive plants
- Shipyards
- Malls, hospitals
- Conference centres
- Car parking areas
- Oil&Gas plants
- Tunnels; rail systems, bridges, underpasses

ELINECT Hot-Dip Galvanized Cable Tray Systems



Overview

E-Line CT series hot-dip galvanized cable trays are designed to carry the cabling in indoor or outdoor installations internally or externally in factories and buildings, especially in humid or vaporous environments. They can also be manufactured as pre-galvanized upon request.

Features:

- Heavy duty and regular types
- 40/50/60/75/100/125/150 mm tray heights
- 50/100/150/200/250/300/400/500/600 widths (700-800-900 special widths on request)
- 0,8/1/1,2/1,5/2 mm thinknesses
- 3000 mm length (6000 mm special length on request)
- TS EN ISO 1461 standard hot-dip and after special EAE protective coating over hot dip
- Possibility to connect the various accessories that 20,5 diametres hole in the middle of the tray
- Wide range of accessories
- Fire resistance certificates (E30-E60-E90)
- Galvanized steel painted finish available on request (epoxy, epoxy polyester, polyester)

Applications:

- Suitable for internal and external environment
- Industrial plants
- Skyscrapers
- Textile and confection plants
- Automotive plants
- Shipyards, airports
- Malls, hospitals
- Conference centres
- Car parking areas
- Oil&Gas plants
- Tunnels; rail systems, bridges, underpasses

CABLE TRAY SYSTEMS

ELINEKCAGRPCTAGRP Non-metallic Cable Management System Pultruded Fiberglass Reinforced Polyester



Overview

KCA GRP; It sets the industry standard for cable support systems around the world. It has a unique combination of high strength, flexibility and lightweight design. Designed for highest load strength in its class, high resistance to impacts and environmental forces.

Features:

- IEC 61537 tested and certified by DEKRA.
- NEMA VE-1 tested and confirmed by DEKRA.
- NEMA 20C for 150 mm Height Ladder.
- NEMA 12C for 100 mm Height Cable Ladder
- Manufactured to high quality glassfiber reinforced polyester and excellent fire-resistance characteristics.
- Non-flammable material (Class I – ASTM E84)
- Self-extinguishing (UL 94 "V0" Classified)
- When exposed to flame, No toxic fumes.
- Zero halogen
- Low flame spread index
- Low smoke density
- Insulating
- Extremely-light weight

Features
KCA GRP (Cable Ladder)

Length	:	3000 mm / 6000 mm
Width	:	150-200-300-400-450-500-600-750-900 mm
Height	:	100 mm (NEMA 12C) 150 mm (NEMA 20C)
Rung Spacing	:	300 mm
Radius for fittings	:	R300 / R450 / R600

Features
CTA GRP (Cable Tray)

Length	:	3000 mm
Width	:	50-100-150-200-250-300 400-450-500-600 mm
Height	:	50 mm / 80 mm / 100 mm
Perforation	:	Perforated / non-perforated

CABLE TRAY SYSTEMS

ELINECTK Hot Dip Snap On Covered Cable Duct Systems



Overview

E-Line CTK series hot dip snap on cover cable tray systems can be easily mounted without the need for cover fixings thanks to the special bends on the cover and the tray.

Features:

- Heavy duty type
- 60 / 75 / 100 mm heights
- Thickness: 1.5 mm for 100/150/200/250/300 mm. 2 mm for 400/500/600 mm.
- 3000 mm length (6000 mm special length on request)
- Plug cover structure
- TS EN ISO 1461 standard hot-dip and after special EAE protective coating over hot dip
- Possibility to connect the various accessories that 20,5 diametres hole in the middle of the tray (Allows fast mounting for devices such as lighting panel, fire detector etc.)
- Wide range of accessories
- Fire resistance certificates (E30-E60-E90)
- Galvanized steel painted finish available on request (epoxy, epoxy polyester, polyester)

Applications:

- Parking areas
- Chemical plants
- Factory and industrial facilities
- Food plants
- Power plants

ELINETLS Wire Mesh Cable Trays



Overview

E-line TLS series wire mesh cable trays allows for downward outputs and to the right or left between the wires to be easily made thanks to the cage structure of wire mesh tray systems. Products are produced as stainless steel or electro-galvanized plated options.

Features:

- 35-55-100 mm heights
- 4-5 mm thicknesses of horizontal and vertical wires
- Product structure is formed by a combination of wires from 100mm in the vertical direction, 50mm in the horizontal direction
- Electro-galvanized and stainless production (hot-dip on request)
- Possibility of ready to turn components, external cutting-combining methods and modules
- 3000 mm length

Applications:

- Food plants
- Data computing rooms
- Raised floor applications

CABLE TRAY SYSTEMS

ELINEKCA OG Cable Ladder System

Overview

E-Line KCA OG has a reputation for setting the industry standard for cable support systems across all around world. E-Line KCA OG has a unique combination of high strength, resilience, and lightweight design. E-Line KCA OG Cable Ladder range is engineered for the ultimate load bearing strength in its class, high resistance to impact and environmental forces, while also achieving all weight reductions possible.

Features:

- 6 mt the is standard length and construction of the ladder is in accordance with 6 mt suspension ranges
- NEMA VE 1 Standard compliance and certification
- Maximum cable bearing with Extra Heavy Duty Type Structure
- High quality raw material selection (Corten A - SS 316L)
- High Production Capacity
- Fast Track delivery period
- Flexible Production against different specifications
- With the special form of the side rail, cable bearing capacity is upgraded
- Tested for hazardous conditions
- According to DIN4102-12 standard, it was tested at a temperature of 1000 °C for 90 minutes
- It has successfully passed the -70 °C degree test

Applications:

- Thermal Power plants
- Combine Cycle Power Plants
- Geothermal Power Plants
- Nuclear Power Plants
- Production Facilities (Glass, Steel, Cement etc.)
- Refineries
- Oil Platforms
- LNG Terminals and Pumping Stations
- Urea and Amonium Plants

ELINEKCA AL Aluminium Cable Ladder System

Overview

E-Line KCA AL aluminium cable ladder sections are designed to comply with NEMA VE-1 and IEC 61537 load requirements.

Features:

- 6 mt the is standard length and construction of the ladder is in accordance with 6 mt suspension ranges
- NEMA VE 1 Standard compliance and certification
- Maximum cable bearing with Extra Heavy Duty Type Structure
- High quality raw material selection (Corten A - SS 316L)
- Coating Type: Marine Type Aluminium 6063-T6
- High Production Capacity
- Fast Track delivery period
- Flexible Production against different specifications
- With the special form of the side rail, cable bearing capacity is upgraded
- Tested for hazardous conditions

Applications:

- Thermal Power plants
- JGeothermal Power Plants
- Hydroelectric Power Plants
- Nuclear Power Plants
- Heavy Industry Production Facilities
- Refineries
- Oil Platforms
- LNG Terminals and Pumping Stations
- Urea and Amonium Plants
- FSRU Projects
- Floating Solar Plants

TROLLEY BUSBAR SYSTEMS

ELINETROLLEY BUSBAR Trolley Busbar Systems 35...250A



Overview

E-Line TB series and URC series Trolley Busbar Systems are designed to supply power to moving machines. The busbar's current reception carrier has carbon brushes and is mechanically fixed to the moving together with the machine.

Features:

- 35A...250 A current ranges
- Standard 4 or 7-conductors (3, 5, 6 conductors on request)
- Uninterrupted copper conductors
- PVC body
- Standard 4 metre lengths

Applications:

- Hoists and cranes
- Confection plants
- Moving assembly lines
- Automated warehouses
- Similar places

ELINEURC Trolley Busbar Systems 90-1000A

Overview

URC (Uni-Rail Conductor) Busbar systems are the systems where each conductor is installed as a separate line and the current reception cars act together with the machine that will use the energy to realize the continuous power reception.

Features:

- 90...1000A current ranges
- Aluminium, copper or galvanized steel conductors
- PVC exterior insulation
- 6 metres for aluminium conductors and 4 metres for copper and galvanized steel conductors are standard lengths
- Suitable for indoor and outdoor

Applications:

- Port, construction and industrial cranes
- AS/RS storage systems
- Moving playground systems
- Moving door and ceiling systems
- Installation and testing lines
- Monorail systems
- Lift system

INDOOR INSTALLATION SOLUTIONS

ELINEFL/FLD Indoor Busbar Trunking Systems 32A

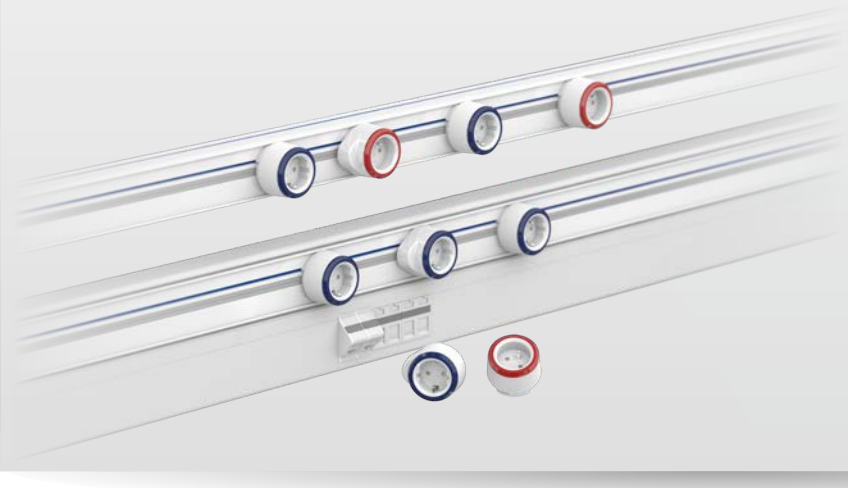

Overview

Stylish, safe and functional busbar trunking system eliminating cable stacks.

Offers solutions for structural cabling such as mains, UPS, data, phones etc. through surface mounted skirting or at table level environments at offices, technology market, stores, hospitals or workshops. Offers power transfer without the need for additional cable, easily and safely from any point. Thanks to its fixing brackets, it can be mounted on any structure and any surface.

Features:

- Manufactured in accordance with IEC 61439-6 standard. It has DEKRA and TSE certifications.
- FL busbar 32A-250V sockets are 16A-250V with child protection.
- Has IP2XB protection level against finger contact and dust.
- Includes a locking mechanism that prevents removal of the plug.
- Single phase single circuit (3 conductors); L+N+(PE) (FL-I)
  Single phase double circuit (6 conductors); L1+N1+(PE) / L2+N2+(CE) (FL-II)
- Can be cut or extended as required.
- Suitable for surface mounting and is manufactured in white (RAL 9003) in standard 1m or 2m options.

Applications:

- Offices
- Workshops
- Stores
- Hospitals
- Laboratories
- Airports
- Schools

DABLINE Raised Floor Power Distribution Systems 63-80A



Overview

DABLINE busbar systems, which has different colour options, is used for raised floor applications in offices. The small size of DABLINE makes it possible to install the system into very narrow places even up to 65mm floor height.

Does not require cable duct, cable, junction and connector. Manufactured in either 63A or 80A current rated versions with tap off plugs rated 13A to 32A.

Features:

- Manufactured in accordance with IEC 61439-6 standard. It has DEKRA and TSE certifications.
- The body with IP55 protection level includes outputs at every 30 or 60 cm.
- With completely insulated conductors and silver coated tulip formed enhanced contacts offers perfect and safe utilization.
- Each busbar length is equipped with integral adjustable fixing brackets.
- With its ultra slim structure and horizontal utilization properties and output plug options, it can be used comfortably beneath a 10 cm raised floor.

Applications:

- Banks,
- Business centres,
- Modern offices,
- Hotels,
- Hospitals,
- Cinema and theatre buildings,
- Conference centres,
- Courses,
- Resorts etc.
- Any other application with a raised floor in the building.

INDOOR INSTALLATION SOLUTIONS

ELINEDK Underfloor Cable Ducts, Junction Boxes and Output (Socket) Boxes, Raised Floor Distribution and Output (Socket) Boxes

Overview

Underfloor and raised floor power distribution systems that save the offices etc. Environments from cable stacks and offering stylish, safe and easy cable distribution. Can be adapted when offices or work places are moved around or capacity increases.

Features:

- Manufactured in accordance with EN 50085-2:2008 standard. It has DEKRA and TSE certifications.
- With 25 mm and 35 mm underfloor cable duct height and 120/180/215/240/300 mm width variants offer a wealth of choice.
- Thanks to the plastic and stainless junction sets mounted on the junction boxes and socket boxes offers output up to 24 modules (45x45 mm or 22.5x45 mm UPS, mains, data, phone sockets)
- Socket (output) boxes manufactured with fire retardent (fireproof) plastic materials
- Level adjustment for junction boxes upstream and downstream of underfloor.
- 3 different colour options for output (socket) boxes (grey, black, brown)
- Cable frame and double sided cover form on output (socket) boxes
- Output (socket) box options for solid floors (hardwood, ceramic, marble etc.)

Applications:

- Banks
- Offices
- Shopping centres
- Conference centres
- Schools and classrooms
- Data processing rooms
- Courses
- Cinemas, theatres etc.

ELINEN-DK Modular and Compact Solutions for Underfloor and Raised Floor

Overview

Stylish, safe and innovative design, modular and compact solutions...

The underfloor and raised floor power distribution systems that save office etc environments from cable stacks and offer streamlined cablling. Can be adapted when offices or work places are moved around or capacity increases. Offers more sturdy options against the elements such as pressure, humidity and vibration.

Features:

- Socket box options with 3, 8, 16 or 24 module capacity
- Compliant with circuit protection elements such as MCB, RCD and RCDBO.
- Manufactured with EN 50085-2:2008 standard compliance, has DEKRA and TSE certificates.
- All plastic parts are “halogen free” and compliant to 960ºC glow wire test as per IEC 60965, with V2 flame retardent class as per UL94.
- DK-F5 model has 5 cm body.
- Socket boxes with IP66 protection class are water proof, with circular or rectangular plastic or metal boy options and can be utilized in any building with floors where damp or wet cleaning is adopted.

Applications:

- Banks
- Offices
- Hospitals, hotels
- Schools and classrooms
- Malls
- Conference centres
- Call centers
- Trading Rooms
- Cinema and theatre buildings
- İndustrial plants
- Tourist facilities

INDOOR INSTALLATION SOLUTIONS

ELINEDL/SL Multi-conductor Lighting Busbar Systems 25-32-40A



Overview

The E-Line DL range of busbar systems are used in buildings on lighting and socket circuits where 25A, 32A or 40A Three-phase or Single-phase power is required. 10-16A plugs or 25A tap-off boxes with a cartridge fuse or miniature circuit breaker are specially designed to supply lighting and power circuits as per the specifications.

Features:

- Choice of conductor configurations up to 10 conductors with 5+5 form
- Fast, easy and reliable installation
- Tap-off plugs are available in different colours to indicate the phases
- Strong body structure which can support all types of luminaires
- Double-sided 8 output points on busbar (DL)
- IP 55 protection class
- Clean Earth "CE" conductor for UPS circuit
- SL Busbar offers an affordable solution with the option to draw current from a total of 4 tap off points per 3 metre length.
- The Emergency Kit (ACK) supply and the Dali signal are fed through the same busbar and tap off plug negating the need for extra cabling.

Applications:

- Offices
- Business centres
- Banks
- Schools
- Congress halls

ELINEKY-S Lighting & Low Power Distribution System 25-40-63A



Overview

KY-S Busbar System is suitable for all kinds of lighting, sockets and low power circuits with 25-40-63A current levels. Also within the scope of lighting automation, DALI and DIM circuits can be used to transmit the emergency lighting kit reference voltage.

Features:

- 3 and 4 meters standard busbar lenght, plug-in points every 1 meter,
- At all joint and plug-in points, the contacs are plated with silver,
- Copper conductors are covered with full length tin and copper oxide formation is prevented,
- Simple joint structure that prevents deflection and stretching.

Applications:

- Offices
- Business centers
- Banks
- Schools
- Conference centers
- Car Park

INDOOR INSTALLATION SOLUTIONS

ELINEKAP Plug-in Busbar Distribution System 40-63A

Overview

The E-Line KAP small power busbar range offers extremely economical solutions for the distribution of power in small enterprises and confection plants. The KAP range is ideally suited to supply low power machinery such as sewing machines, hand tools and machine tools.

Features:

- Conductors are electrolytic copper tin plated and insulated along their full length with a self-extinguishing plastic sleeve. (formation of copper oxide is inhibited)
- Fast, easy and reliable installation
- Standard 4 or 5 conductor
- Tap-off plugs are available in different colours to indicate the phases
- Plugs and tap-off boxes are designed with different contact sequences to avoid interchangeability problems
- The joint contacts are silver plated and highly oversized in comparison with the nominal current towithstand in total safety possible short term current peaks
- One plug-in output point at standard 75cm intervals
- Manufactured in accordance with IEC 61439-6 standard. It has DEKRA and TSE certifications.
- Offering output from from tap off plugs or boxes with 16A and 32A cylinder fuse or miniature circuit breaker (MCB) and connectors

Applications:

- Production and storage areas in factories
- Workshops
- Confection plants
- Parking areas
- Raised floors in offices
- Logistics warehouses
- Large markets
- Malls

INDOOR INSTALLATION SOLUTIONS

ELINESMART Multi-Outlet Extension Blocks

Overview

Products ensure high ease of use, depending on your personal needs and preferences with modular type power and low voltage sockets. Products are 7 different types, according to size in socket needs, universal and modular design makes it suitable to accept any brand of socket. Built-in type or free standing on the office desk and furniture; offers flexible and definitive solution for mains, UPS, data, telephone and multimedia needs.

Features:

- The ELINE SMART range offers comfort, style and functionality for users in living and working environments; available equipped or non- equipped to accept power and data sockets.
- Compatible structure with offices, meeting rooms, every desk and in specific work areas and open office furniture
- Energy and low-voltage sockets can be used optional wide cable terminations for today's office needs
- Modular structure and innovative design with anodized aluminium body and polycarbonate covers,
- 8, 10, 12, 14, 16 and 18 modules are standard production capacity. Aesthetics and high-performance products can be produce optional comfortable with special production opportunities in different sizes and equipment

Applications:

- Banks
- Business Centres
- Modern offices
- Hotels
- Hospitals
- Conference centres
- Courses
- Resorts etc.

ELINEMULTIBOX Socket Combınatıon and MCB Boxes

Overview

Equipped and/or empty socket combination and fuse (distribution) box solutions for factories, construction sites, workshops and working environments...
Industrial sockets with CEE standard and fully equipped ready-to-use products are currently considered important for technical working environments such as factories, workshops and construction sites.
So, equipped and/or can-be-equipped "socket combination boxes" and "fuse distribution boxes" as well as modular alternatives that can meet rapidly changing and continuously increasing needs, plus flexible, sound, ergonomic, safe and aesthetic design options are offered according to the requirements and preferences for living and working environments.

Features:

E-LINE MULTIBOX is produced in a "modular" structure in accordance with multi-purpose use;

- ABS raw material with special modular structure and IP44 frame
- 230/400V AC operating voltage
- Various combination option up to maximum 125A
- 16A, 240V cover type panel sockets (schuko) and structure complying with CEE standard cover type industrial socketing mounting up to 63A-415V
- 13 modules for miniature circuit breaker (MCB) and/or residual current circuit breaker (RCD) device, transparent cover compartment with breakable plate and that is padlockable
- Standard Neutral (N) and earth (PE) busbars with add-on modular structure together with connecting terminals
- Possibility to be used as a "fuse and junction box" together with lidded terminal module, and breaker module with transparent cover
- When used as a MCB and junction box, alternative lower cover with numerous options convenient for cable outlets for various functions are available

Applications:

- Factories, workshops and industrial areas
- Construction sites
- Business Centres and offices
- Warehouses
- Car Parking Lots
- Common technical areas
- Entire electrical installation areas requiring socket combination box and MCB box

SUPPORT SYSTEMS

Overview

E-Line A-A series (Cable Support - Accessories Systems) and E-Line Seismic Bracket Systems are designed to hold systems such as Busbars, Cable Trays, Cable ladder etc. in buildings and factories, concrete and steel structures In a proper way. Range of light-duty and heavy-duty brackets is available as per the weight of the system to be held.

ELINEA-A Support - Accessories Systems

Overview

E-LINE A-A series and E-Line Seismic suspension systems are used in buildings and factories; in concrete or steel structures to carry Busbar, Conduit, Cable Ladder, etc. Systems appropriately. Service- and light service-type suspension types diversities are available according to the weight of the system to be carried.

Features:

- Certified seismic suspension range
- Light service-type and heavy service-type suspension types
- Produced with a wall thickness of 2 mm to 6 mm. (Only AT3 and KT types are produced with 1.5 mm thickness)
- Pre-galvanized and hot-dip alternatives
- Hot-dip production in all welded supports
- Load deflection graphs where carrying capacities of all supports are shown
- Plating which is durable against 400-hour salt test to avoid corrosion of consumable connection elements such as rod, bolt, nut, etc
- Customized support production
- Supports with fire resistance certificate (E30, E60, E90)

MFIX Electro-Mechanical Support and Suspension Systems

Overview

MFIX offer the most convenient and professional solutions for mechanical installation suspension project by their high quality and practicability. While ensuring fast and easy assembly features through their modular structure, also prevent formation of applications that might yield adverse outcomes. Our products are ensured to have long service life by being exposed to hot-dipping process. Suspension parts can be coated by special coating methods in accordance with customer requirements.

Features:

- Pre-galvanized and Hot-Dipping alternatives
- Suspension system varieties of Light, Medium and Heavy-Duty type
- Coating resistant to salt test of 400 hours for the purpose of corrosion prevention of products such as Stem Bar, Bolt and Nuts of switch material fittings
- Mechanical suspension solutions specific to customer requirements.
- Design programs and expert engineering support is available specific to electro-mechanical suspension systems.

Applications:

- High-rise buildings
- Hotels, shopping malls
- Industrial buildings
- Hospitals
- Petro-chemical plants
- Subways, tunnels

SUPPORT SYSTEMS

ELINEBINRAK G section profiles & bracking system



Overview

E-LINE Binrak Channels Series are produced Pre-galvanized in Standard heavy service type in TSE and ISO 10143 standard, hot-dip in TS EN ISO 1461 standard and with 3m length with Stainless steel (304, 304L, 316, 316L) as standard. It is designed to carry the support systems in facilities and buildings as well as mechanical, electrical and industrial products.

Features:

- In Heavy Service Type
- In 41x21 mm and 41x41 mm sizes as standard
- Standard t = 1,5 / 2 / 2,5 thicknesses are produced.
- In 1.5/2/2.5 thickness
- Welding different surfaces of Binraks to each other to create stronger structures and brackets
- Large range of connection accessories and connection parts with 6 mm thickness (Production of standard connection accessories in special dimensions)
- Quick assembly convenience from each point on railed surface
- Possibility of using with suspension systems in mechanical, electrical and industrial areas
- Quick assembly with conduits, cable ladders, pipe supporting systems without requiring welding or boring thanks to its perforated structure
- Standard productions in hot-dip and then special protective plating on hot-dip special to EAE in TS EN ISO 1461 standard; galvanized option complying with TS EN 10143 standards (pre-galvanized) and Stainless steel (304, 304L, 316, 316L)

ELINESOLAR MOUNTING SYSTEM

Overview

E-Line Solar Mounting Systems offers reliable and fast assembly on site and roof applications with its high quality, project-specific design, patented and special assembly system.

EAE reflects its manufacturing, design and market experience of 45 years and manufacturing and service policy without compromising from quality to Solar Power sector applications. The corporation therefore has the capability of performing project-specific design and manufacturing for domestic and overseas projects to accomplish and adopt new technologies in renewable energy.

Features:

- Ability to perform the entire process in a single plant
- Tested and approved model frameworks
- Project based flexible special design and manufacturing facilities
- Expedited and quality manufacturing
- Domestic Goods Certificate for all products

ELINESEISMIC Seismic Support Systems

Overview

EAE Seismic suspension systems offer rigid solutions for earthquake protection for for busbar trunking, cabling and other building services installations that are designed for steel supports and spaceframe connections offer fast and easy mounting.

Faster
Up to 50% mounting cost savings and fast installation compared to non-rigid systems.

Maximum Application
Since connection from one location is sufficient, maximum compatibility with existing installations.

Can be Installed at a Later Time
It can be installed in active facilities on the current cabling system without any dismantling.

Visible Safety
The safety bolt that warrants compatible mounting and visual checks ensure problem-free and accurate application every time.

Solutions for any Building
Exclusive solutions for concrete and steel structures

Approved and Certificated Products
Products that are tested and certified by approved certification bodies.

Specialist Support for the Project
Technical support that is not limited to seismic systems; offering expertise from bolts to dowels.

Seismic Support Systems Product and Service Groups
- E-Line Seismic supports
- E-Line Seismic rod reinforcements
- E-Line steel beam supports
- E-Line pipe beam supports
- E-Line seismic technical supports

Solutions
- Busbar, cable trays, cable pipe installations seismic protection systems
- Mechanical and hygienic installations seismic protection systems
- Ventilation ducts seismic protection systems
- Suspended equipment seismic protection systems

Connections
- M8-M12 rod connections parts
- M14-M20 rod connections parts
- I-profile connection parts
- U-profile connection parts
- Steel Beam brackets

Plating Types
- Hot-dip ISO EN 1461(TS 914)(BS 729)
- Lacquer on alkaline zinc DIN 50961

Member List		
Serial No	Type	PCS.

Company :

Project :

Project No :

Prepared by	
	Name :
	Date :
	Signature :

Please use this page after copying.



Member List		
Serial No	Type	PCS.

Company :

Project :

Project No :

Prepared by	
	Name :
	Date :
	Signature :

Please use this page after copying.

Member List		
Serial No	Type	PCS.

Company :

Project :

Project No :

Prepared by	
	Name :
	Date :
	Signature :

Please use this page after copying.

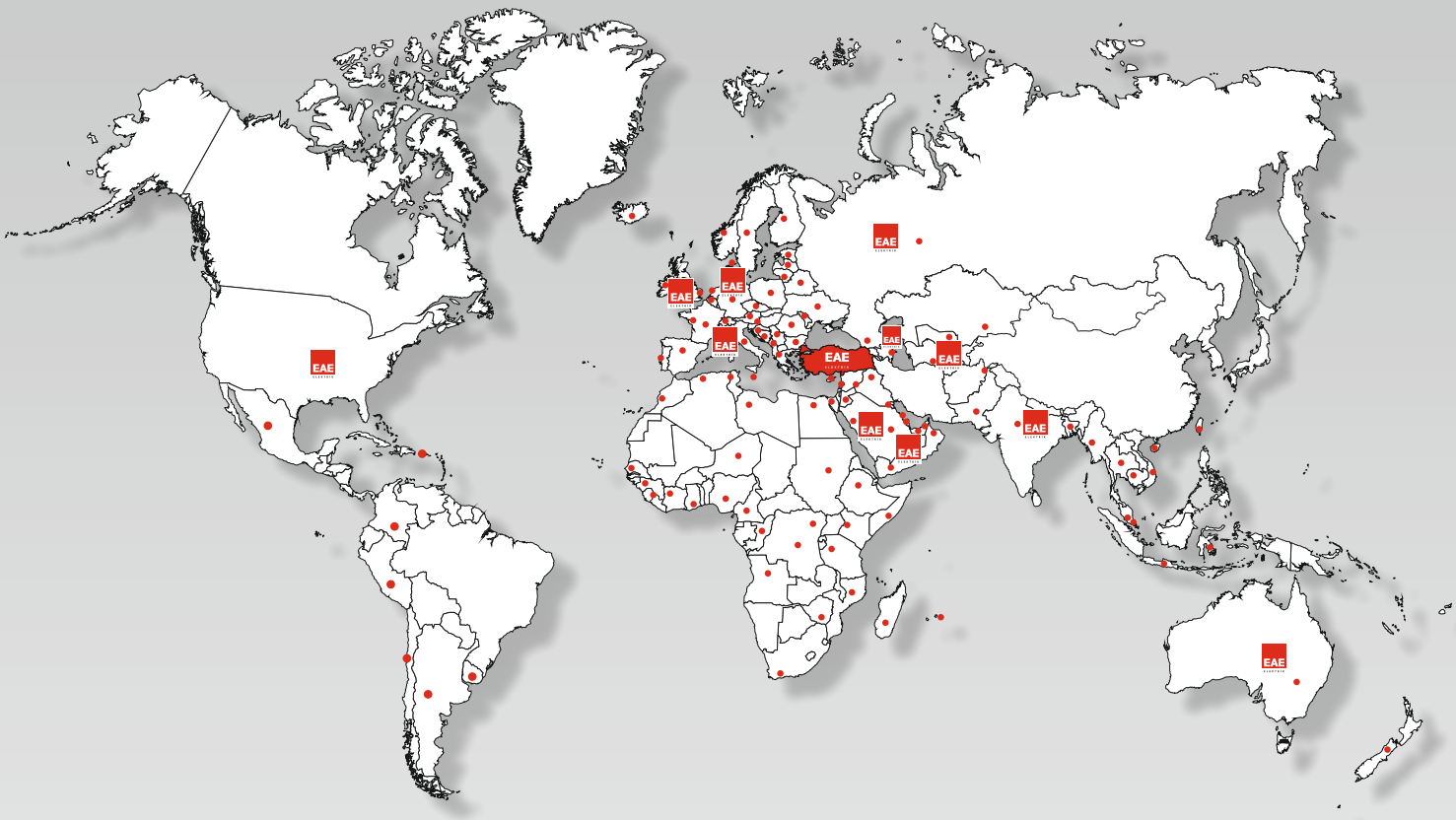

EAE REFERENCES

AFGHANISTAN
ALBANIA
ALGERIA
ANGOLA
ARGENTINA
AUSTRALIA
AUSTRIA
AZERBAIJAN
BAHRAIN
BANGLADESH
BELARUS
BELGIUM
BOSNIA AND HERZEGOVINA
BULGARIA
BURMA
CAMBODIA
CHILE
CIBUTI
COLOMBIA
CONGO
CROATIA
CYPRUS
CZECH REPUBLIC
DENMARK
EGYPT
ESTONIA
ETHIOPIA
FINLAND
FRANCE
GEORGIA
GERMANY
GHANA
GREECE
GUINEA
HONG KONG
HUNGARY
ICELAND
INDIA
INDONESIA
IRAQ
IRELAND
ITALY
IVORY COAST
JORDAN
KAMERUN
KAZAKHISTAN
KENYA
KIRGHIZISTAN
"KONGO (DEM.CM)
E.ZAİRE"
KOSOVO
KUWAIT
LATVIA
LEBANON
LIBERIA
LIBYA
LITHVANIA
LUXEMBOURG
MADAGASCAR
MALAYSIA
MALTA
MAURITIUS
MEXICAN
MOLDOVA
MONTENEGRO
MOROCCO
NEPAL
NETHERLANDS
NETHERLANDS ANTILLES
NEW ZELAND
NIGER
NIGERIA
NOMAN
NORWAY
PAKISTAN
PALESTINE
PERU
POLAND
PORTUGAL
QATAR
REP. OF N. MACEDONIA
REPUBLIC OF SOUTH KOREA
ROMANIA
RUSSIAN
RWANDA
SAUDI ARABIA
SENEGAL
SERBIA
SINGAPORE
SLOVAKIA
SLOVENIA
SOMALIA
SOUTH AFRICA REPUBLIC
SPAIN
SRI LANKA
SWEDEN
SWITZERLAND
SYRIA
TAIWAN
TAJIKISTAN
TANZANIA
TATARISTAN
THAILAND
TUNISIA
TURKMENISTAN
U. A. EMIRATES
U.S.A.
UKRANIE
UNITED KINGDOM
URUGUAY
UZBEKISTAN
VIETNAMESE
VIRGIN ISLANDS
YEMEN
ZAMBIA
ZIMBABWE

EAE Elektrik A.S.
Head Office
Akcaburgaz Mahallesi,
3114. Sokak, No:10 34522
Esenyurt - Istanbul - TURKEY
Tel: +90 (212) 866 20 00
Fax: +90 (212) 886 24 20

EAE DL 3 Factory
Busbar
Gebze IV Istanbul Makine ve Sanayicileri
Organize Bolgesi, 6. Cadde,
No: 6 41455 Demirciler Koyu,
Dilovası - Kocaeli - TURKEY
Tel: +90 (262) 999 05 55
Fax: +90 (262) 502 05 69



Please visit our website for the updated version of our catalogues.
www.eaeelectric.com

TS EN 61537 **EN 50085-1** **EN 50085-2-2** **DEKRA**

IEC 61439-6 ISO 9001 14001 27001

Catalogue 02-Eng. / Rev 06 2.000 Pcs. 21/03/2022
S.S.

EAE has full right to make any revisions or changes on this catalogue without any prior notice.